

Covenant University 2024 - Part 1: Overview

Covenant University

Filter by publication year range: Mixed year ranges

Summary metrics

Entity: Covenant University · Within: All subject areas (ASJC) · Year range: 2021 to 2023 · Data source: Scopus, up to 30 Oct 2024

2,489 ▼

Scholarly Output 

62.6% Open Access

1,933 ▼

Authors

1.09

Field-Weighted Citation Impact



0.51

Field-Weighted Citation
Impact Median

16,474

Citation Count 

6.6

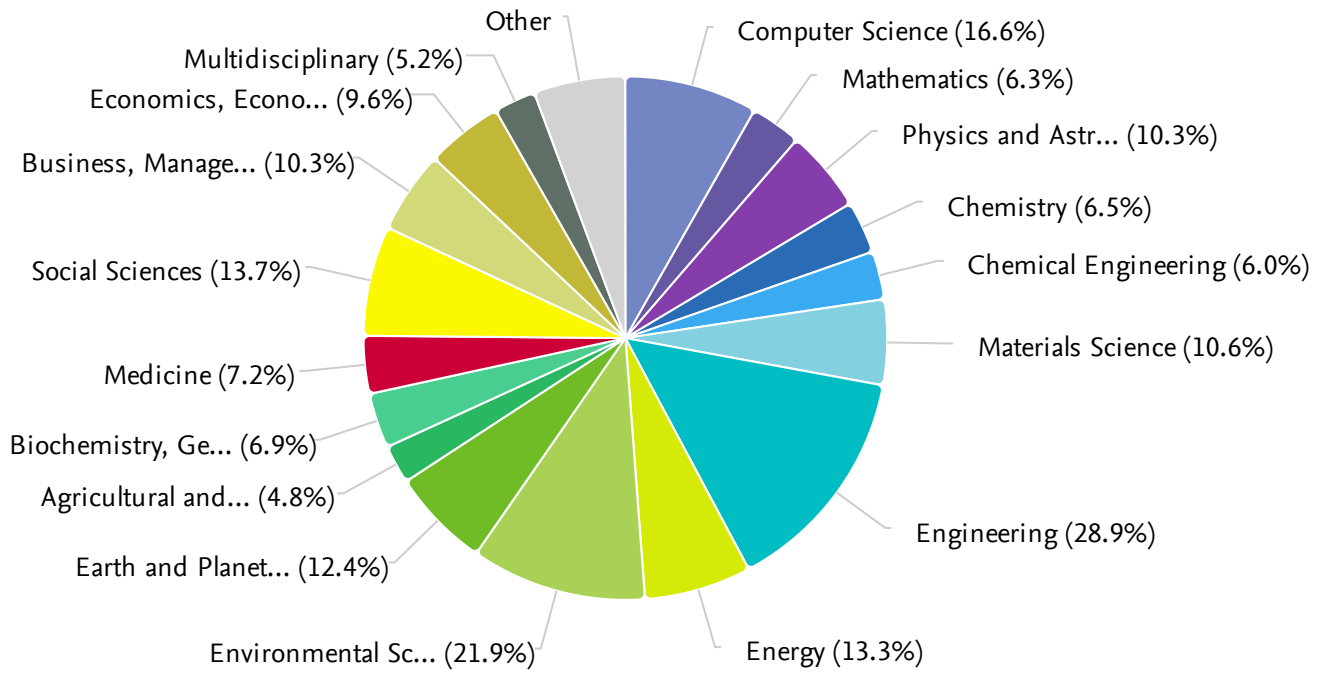
Citations per Publication 

59

h5-index

Publication share by Subject Area

Entity: Covenant University · Within: All subject areas (ASJC) · Year range: 2021 to 2023 · Data source: Scopus, up to 30 Oct 2024



Top 5 Research Topic Clusters






Entity: Covenant University · Within: All subject areas (ASJC) · Year range: 2021 to 2023 · Data source: Scopus, up to 30 Oct 2024

Topic Cluster	At this Institution			Worldwide
	Scholarly Output	Publication Share	Field-Weighted Citation Impact	Prominence percentile
Corrosion; Dielectric Spectroscopy; Carbon Steel TC.933	80	1.29% ▼	0.71	72.596
Ultimate Tensile Strength; Mechanical Strength; Silicate TC.60	78	0.27% ▼	1.39	98.888
Cointegration; Environmental Kuznets Curve; Carbon Dioxide Emission TC.131	72	0.31% ▼	1.72	99.411
Machining; Residual Stress; Cutting Tool TC.172	35	0.26% ▼	0.97	85.546
Bearing Capacity; Concrete Filled Steel Tube; Ultimate Tensile Strength TC.561	32	0.25% ▼	1.52	92.479

Top 5 Research Topics

Entity: Covenant University · Within: All subject areas (ASJC) · Year range: 2021 to 2023 · Data source: Scopus, up to 30 Oct 2024

Key Topics

Topic	At this Institution			Worldwide
	Scholarly Output	Publication Share	Field-Weighted Citation Impact	Prominence percentile
Corrosion Inhibitor; % Inhibition; Dielectric Spectroscopy T.2	67	1.77% ▼	0.69	99.887 
Density Functional Theory; Binding Energy; Molecular Modeling ✨ T.93660	31	15.98% ▲	2.01	96.927 
Nanoparticle; Carbon Steel; Aluminum T.67757	28	41.79% ▼	0.95	52.737 
Nigeria; Sustainable Development; Agricultural Sector T.38361	25	33.78% ▲	1.24	72.617 
Natural Radioactivity; Radioisotope; Gamma Spectroscopy T.798	24	2.79% ▼	0.96	95.470 

Outputs in Top 10% Citation Percentiles summary

Entity: Covenant University · Within: All subject areas (ASJC) · Year range: 2021 to 2023 · Data source: Scopus, up to 30 Oct 2024



Covenant University
12.0%
Nigeria
11.4%

Publications in Top 10% Journal Percentiles by CiteScore Percentile

Entity: Covenant University · Within: All subject areas (ASJC) · Year range: 2021 to 2023 · Data source: Scopus, up to 30 Oct 2024



Covenant University
11.2%
Nigeria
14.4%

International Collaboration summary

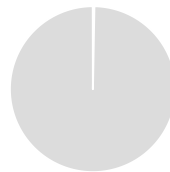
Entity: Covenant University · Within: All subject areas (ASJC) · Year range: 2021 to 2023 · Data source: Scopus, up to 30 Oct 2024



Covenant University
42.9%
Nigeria
52.5%

Academic-Corporate Collaboration summary

Entity: Covenant University · Within: All subject areas (ASJC) · Year range: 2021 to 2023 · Data source: Scopus, up to 30 Oct 2024



Covenant University
0.3%
Nigeria
1.2%

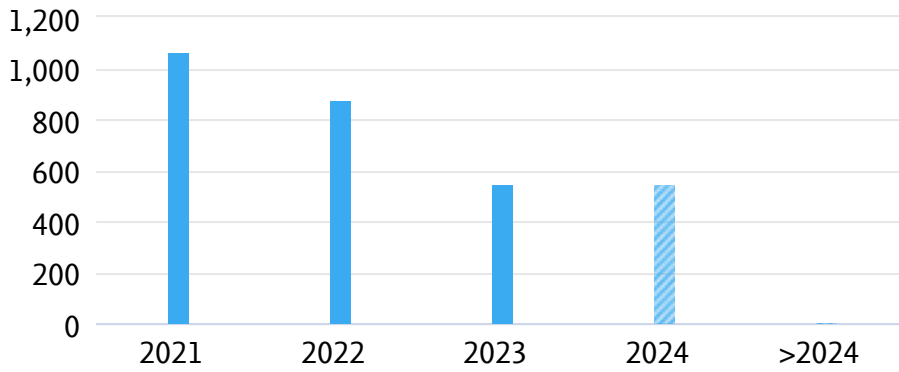
Publications with Highest FWCI

Entity: Covenant University · Within: All subject areas (ASJC) · Year range: 2021 to 2023 · Data source: Scopus, up to 30 Oct 2024

Publication	Citations	Field-Weighted Citation Impact
COVID pollution: impact of COVID-19 pandemic on global plastic waste footprint. Benson, N.U., Bassey, D.E., Palanisami, T. (2021) Heliyon, 7 (2).	425	24.12
A Step by Step Guide for Choosing Project Topics and Writing Research Papers in ICT Related Disciplines. Misra, S. (2021) Communications in Computer and Information Science, 1350, pp. 727-744.	60	22.53
Biofuel; A Sustainable Renewable Source of Energy-A Review. Afolalu, S.A., Yusuf, O.O., Abioye, A.A. and 3 more (2021) IOP Conference Series: Earth and Environmental Science, 665 (1).	34	20.83
Trends and usage pattern of SPSS and Minitab Software in Scientific research. Okagbue, H.I., Oguntunde, P.E., Obasi, E.C.M. and 1 more (2021) Journal of Physics: Conference Series, 1734 (1).	35	19.72
Co-LSTM: Convolutional LSTM model for sentiment analysis in social big data. Behera, R.K., Jena, M., Rath, S.K. and 1 more (2021) Information Processing and Management, 58 (1).	203	17.27

Scholarly Output

Entity: Covenant University · Within: All subject areas (ASJC) · Year range: 2021 to 2025 · Data source: Scopus, up to 30 Oct 2024



3,044

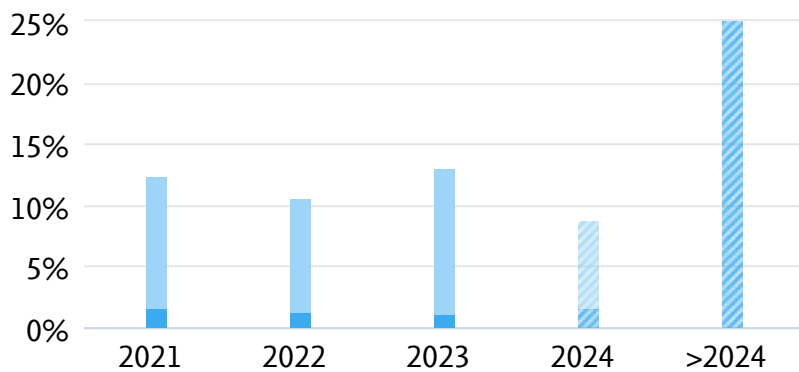
number of publications by authors at Covenant University

▨ Incomplete year

Outputs in Top 10% Citation Percentiles (field-weighted)

Entity: Covenant University · Within: All subject areas (ASJC) · Year range: 2021 to 2025 · Data source: Scopus, up to 30 Oct 2024

Share of publications at Covenant University that are among the most cited publications worldwide
field-weighted



347 (11.4%)

number of publications in the top 10% most cited publications worldwide

■ % publications in top 10% most cited

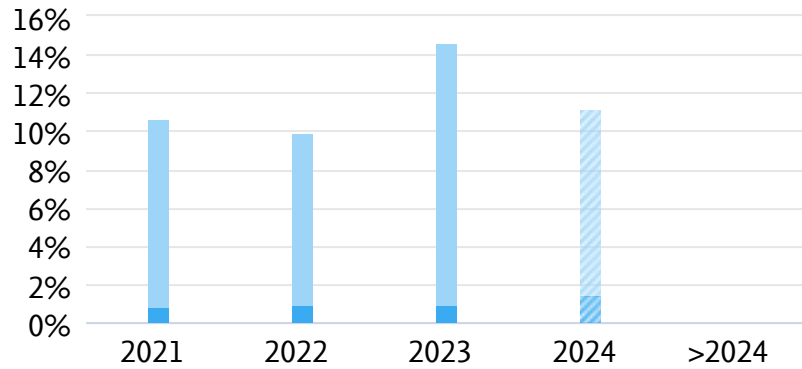
■ % publications in top 1% most cited

▨ Incomplete year

Publications in Top Journal Percentiles by CiteScore Percentile

Entity: Covenant University · Within: All subject areas (ASJC) · Year range: 2021 to 2025 · Data source: Scopus, up to 30 Oct 2024

Share of publications at Covenant University that are in the top journals by CiteScore Percentile



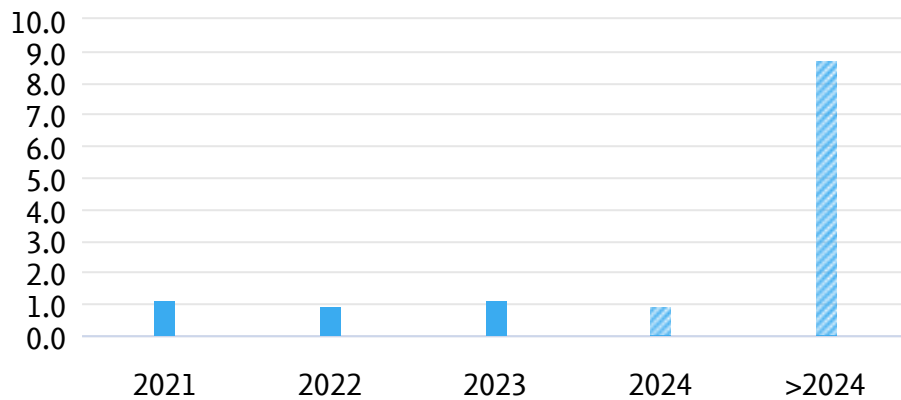
290 (11.2%)

number of publications in the top 10% journals by CiteScore

- % publications in top 10% journals
- % publications in top 1% journals
- ▨ Incomplete year

Field-Weighted Citation Impact

Entity: Covenant University · Within: All subject areas (ASJC) · Year range: 2021 to 2025 · Data source: Scopus, up to 30 Oct 2024



1.08

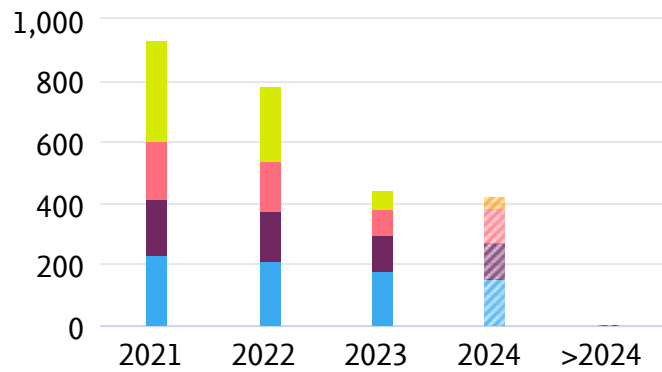
Field-Weighted Citation Impact of Covenant University

- ▨ Incomplete year

Publications by Journal quartile

Entity: Covenant University · Within: All subject areas (ASJC) · Year range: 2021 to 2025 · Data source: Scopus, up to 30 Oct 2024

Share of publications per Journal quartile by CiteScore Percentile



▨ Incomplete year

Quartiles	Publications	Publication share (%)
Q1 (top 25%)	793	30.6
Q2 (26% - 50%)	583	22.5
Q3 (51% - 75%)	545	21.1
Q4 (76% - 100%)	668	25.8
Cumulative shares	Publications	Publication share (%)
Q1 to Q2 (top 50%)	1,376	53.1
Q1 to Q3 (top 75%)	1,921	74.2

Top Authors by Scholarly Output

Entity: Covenant University · Within: All subject areas (ASJC) · Year range: 2021 to 2025 · Data source: Scopus, up to 30 Oct 2024

Name	Scholarly Output	Most recent publication	Field-Weighted Citation Impact	<i>h</i> -index
1. Sanjay, Misra	119	2024	2.24	40
2. Awoyera, Paul Oluwaseun	81	2024	1.37	32
3. Emetere Moses, E. Eterigho	80	2024	0.96	17
4. Sanni, Samuel E.	77	2024	1.07	15
5. Loto, Roland Tolulope	71	2024	0.43	29
6. Isibor, Patrick Omoregie	66	2024	1.75	11
7. Osabuohien, Evans Stephen C.	62	2024	1.69	28
8. Osabohien, Romanus A.	62	2024	2.23	23
9. Adetiba, Emmanuel	57	2024	0.45	13
10. Afolalu, Sunday Adeniran	57	2024	1.29	19

Top Authors by Scholarly Output

Entity: Covenant University · Within: All subject areas (ASJC) · Year range: 2021 to 2023 · Data source: Scopus, up to 30 Oct 2024

Name	Scholarly Output	Most recent publication	Field-Weighted Citation Impact	<i>h</i> -index
1. Sanjay, Misra	118	2023	2.26	40
2. Emetere Moses, E. Eterigho	79	2023	0.96	17
3. Awoyera, Paul Oluwaseun	72	2023	1.38	32
4. Loto, Roland Tolulope	68	2023	0.42	29
5. Sanni, Samuel E.	64	2023	1.10	15
6. Osabohien, Romanus A.	57	2023	1.86	23
7. Afolalu, Sunday Adeniran	56	2022	1.31	19
8. Adeleye, Bosede Ngozi	54	2023	2.21	23
9. Osabuohien, Evans Stephen C.	52	2023	1.84	28
10. Omodero, Cordelia Onyinyechi	46	2023	0.28	10

List of Scopus Sources for Covenant University

Entity: Covenant University · Within: All subject areas (ASJC) · Year range: 2021 to 2023 · Data source: Scopus, up to 30 Oct 2024

Citescore Percentile by top 2-5% of absolute share

Scholarly Output of the selected entities, by Scopus Source

Scopus Source	CiteScore 2023	Covenant University
Nature Communications	24.9	2
Journal of Medical Virology	23.2	1
Genome Medicine	20.8	1
Journal of Cleaner Production	20.4	3
Journal of Materials Chemistry A	19.5	1
Energy Conversion and Management	19.0	1
Globalization and Health	18.4	1
Infectious Disease Modelling	18.3	1
Technology in Society	17.9	1
Science of the Total Environment	17.6	4

List of Scopus Sources for Covenant University

Entity: Covenant University · Within: All subject areas (ASJC) · Year range: 2021 to 2023 · Data source: Scopus, up to 30 Oct 2024

Citescore Percentile by top 2-5% of absolute share

Field-Weighted Citation Impact of the selected entities, by Scopus Source

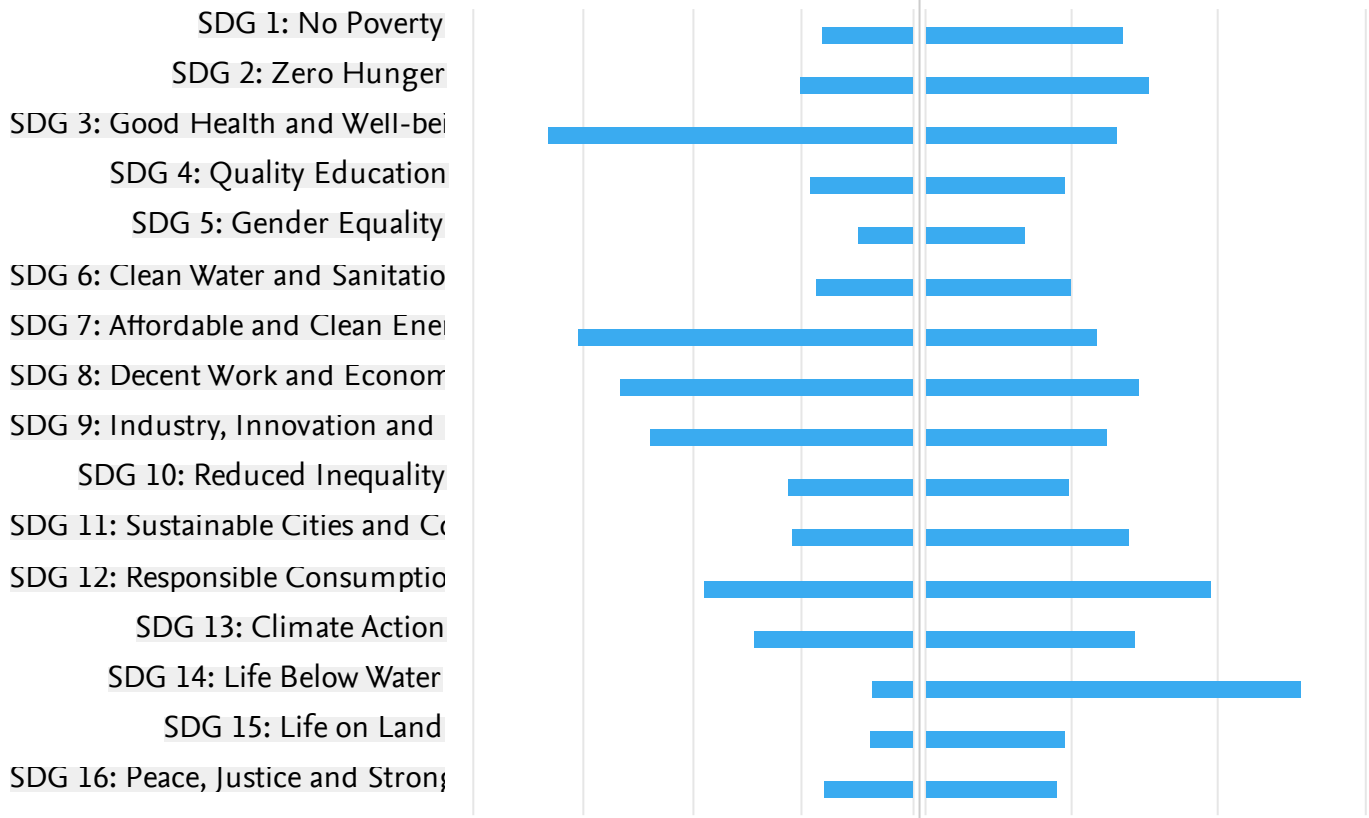
Scopus Source	CiteScore 2023	Covenant University
Nature Communications	24.9	2.88
Journal of Medical Virology	23.2	0.39
Genome Medicine	20.8	0.81
Journal of Cleaner Production	20.4	5.33
Journal of Materials Chemistry A	19.5	1.86
Energy Conversion and Management	19.0	2.71
Globalization and Health	18.4	1.14
Infectious Disease Modelling	18.3	1.50
Technology in Society	17.9	12.08
Science of the Total Environment	17.6	1.11

Publications by SDG

Entity: Covenant University · Within: All subject areas (ASJC) · Year range: 2021 to 2023 · Data source: Scopus, up to 30 Oct 2024

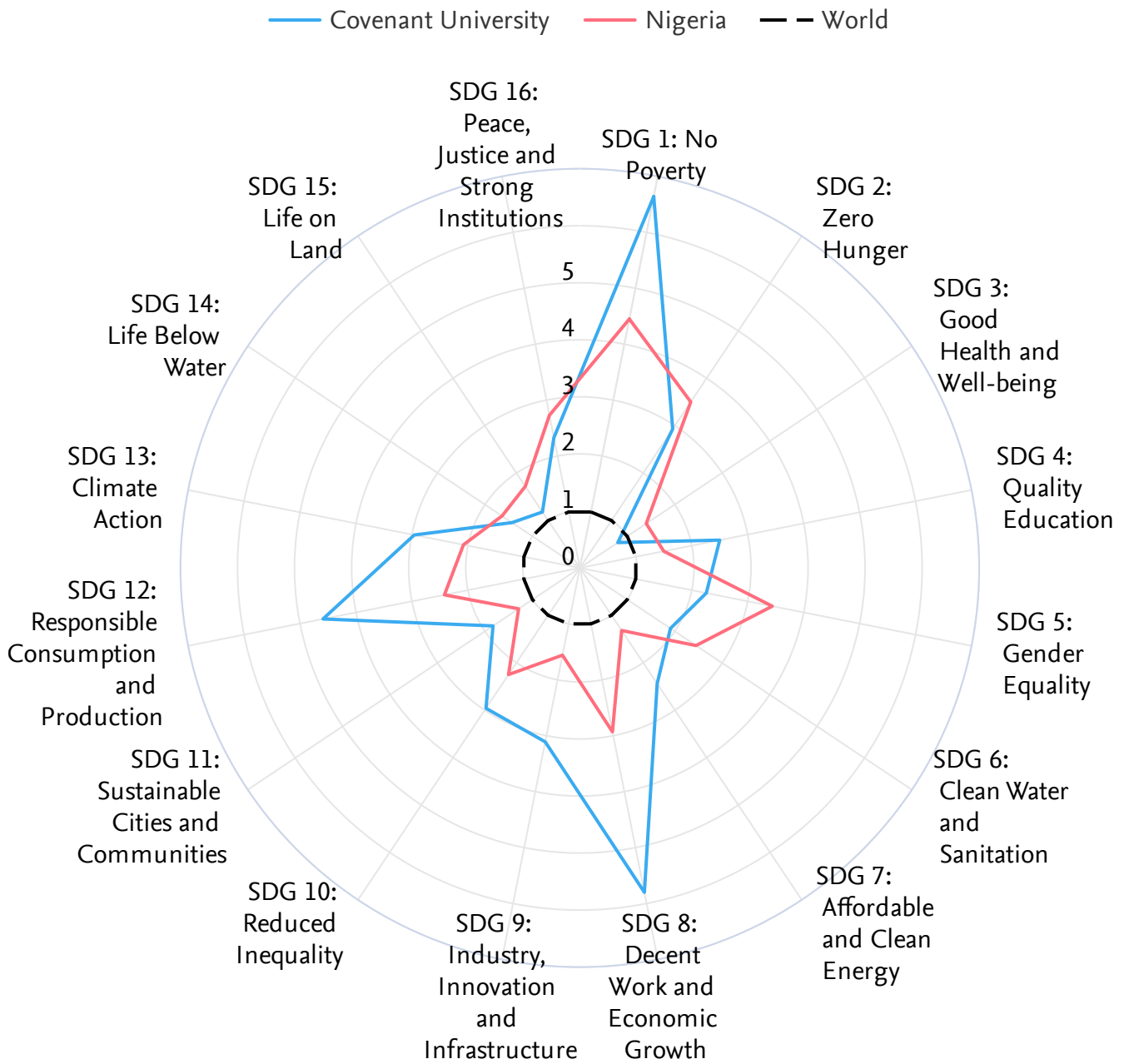
Scholarly Output Field-Weighted Citation Impact

300 200 100 1.0 2.0



SDG Relative Activity Index

Entity: Covenant University · Within: All subject areas (ASJC) · Year range: 2021 to 2023 · Data source: Scopus, up to 30 Oct 2024



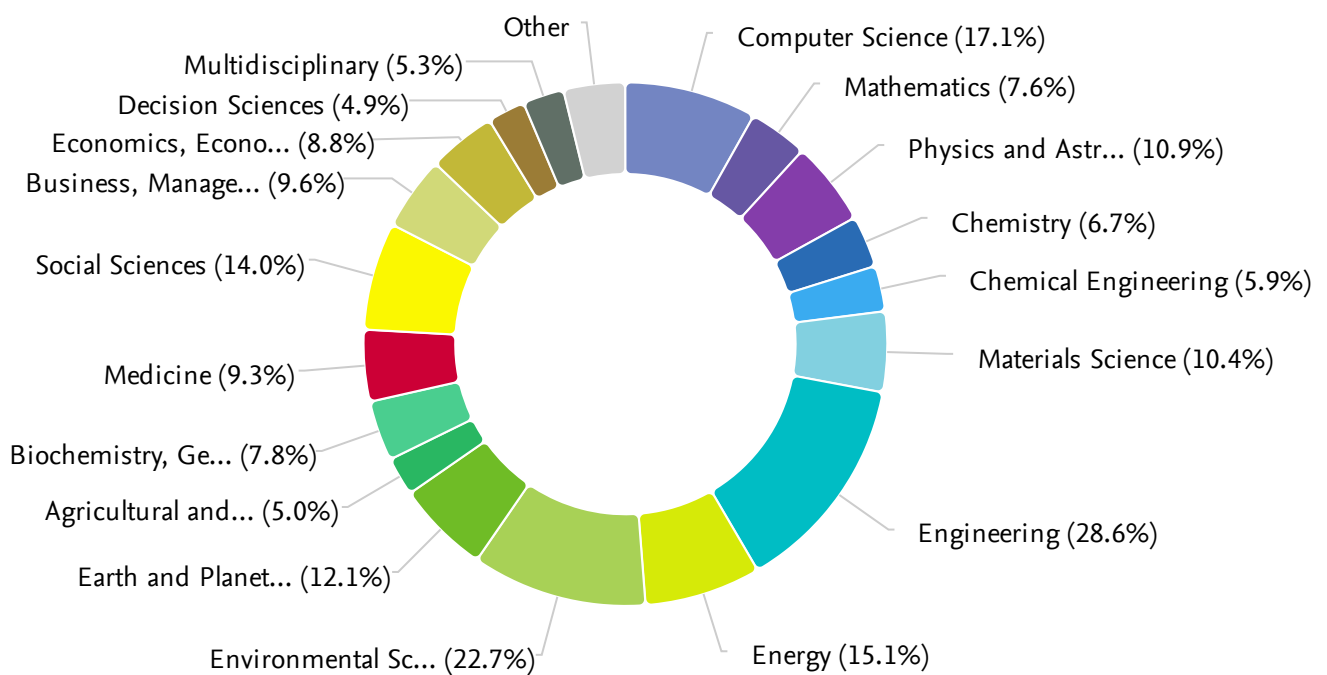
Covenant University 2024 - Part 2: Subject Areas Analysis

1/4

Covenant University Filter by publication year range:2021 to 2025

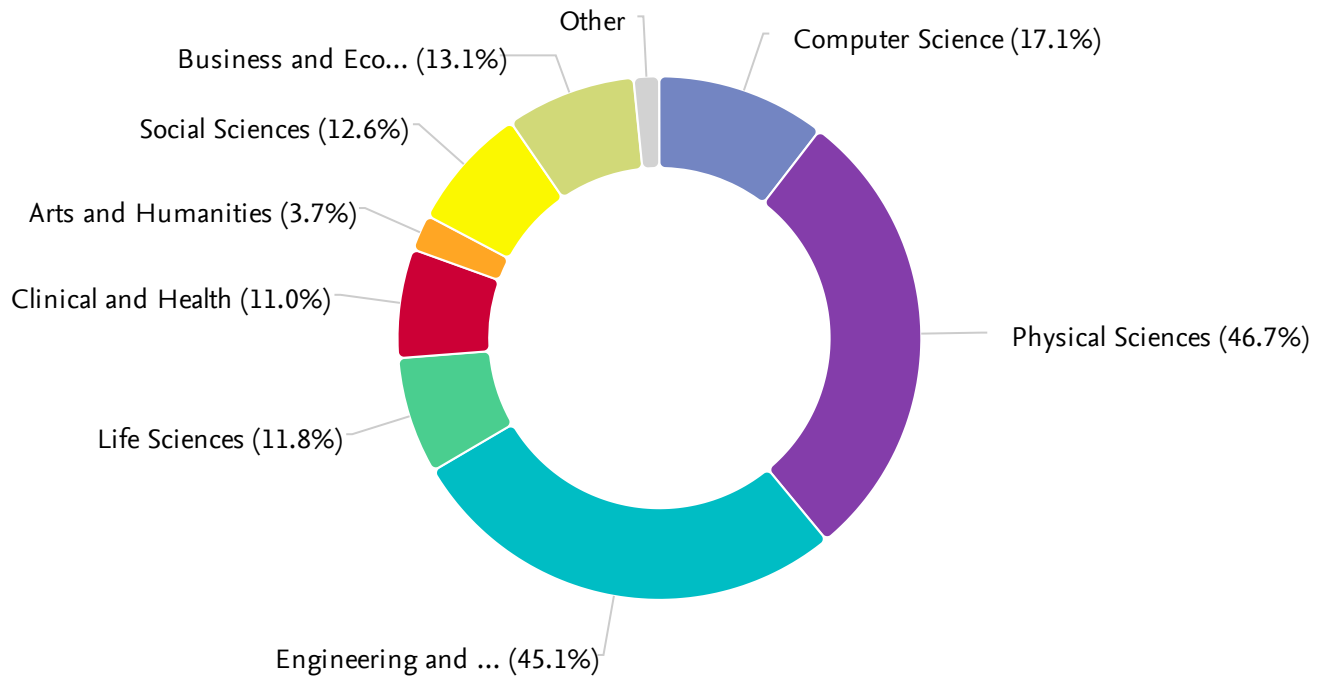
Publication share by Subject Area

Entity: Covenant University · Within: All subject areas (ASJC) · Year range: 2021 to 2025 · Data source: Scopus, up to 30 Oct 2024



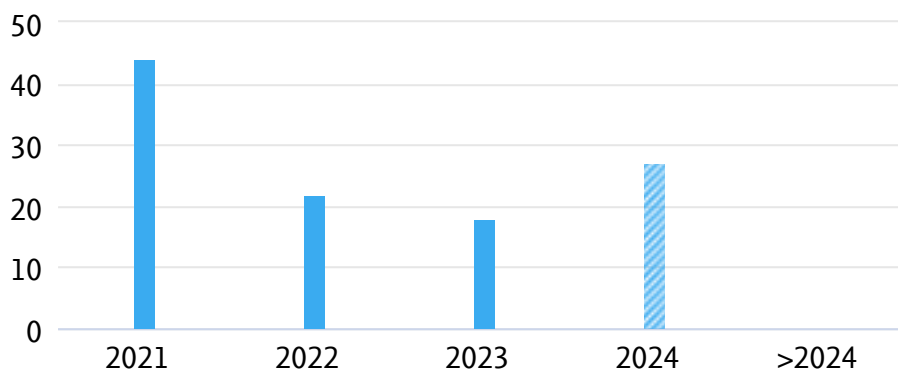
Publication share by Subject Area

Entity: Covenant University · Within: All subject areas (THE) · Year range: 2021 to 2025 · Data source: Scopus, up to 30 Oct 2024



Scholarly Output - Arts & Humanities

Entity: Covenant University · Within: Arts and Humanities (THE) · Year range: 2021 to 2025 · Data source: Scopus, up to 30 Oct 2024



111

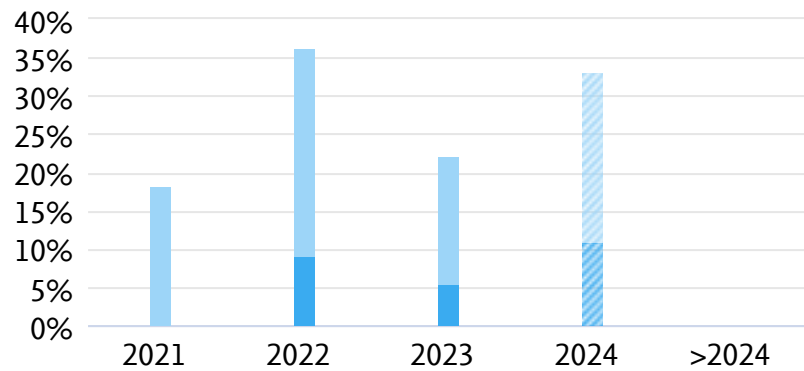
number of publications by authors at Covenant University

▨ Incomplete year

Arts & Humanities: Outputs in Top 10% Citation Percentiles (field-weighted)

Entity: Covenant University · Within: Arts and Humanities (THE) · Year range: 2021 to 2025 · Data source: Scopus, up to 30 Oct 2024

Share of publications at Covenant University that are among the most cited publications worldwide **field-weighted**



29 (26.1%)

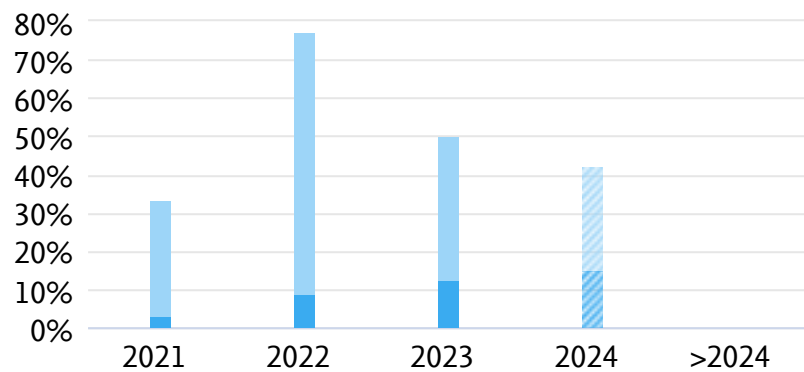
number of publications in the top 10% most cited publications worldwide

- % publications in top 10% most cited
- % publications in top 1% most cited
- ▨ Incomplete year

Arts & Humanities: Publications in Top Journal Percentiles by CiteScore Percentile

Entity: Covenant University · Within: Arts and Humanities (THE) · Year range: 2021 to 2025 · Data source: Scopus, up to 30 Oct 2024

Share of publications at Covenant University that are in the top journals by CiteScore Percentile



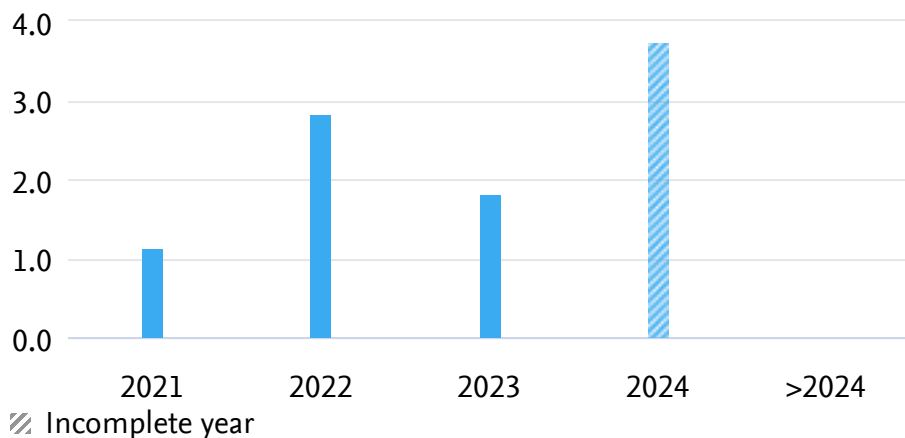
46 (48.9%)

number of publications in the top 10% journals by CiteScore

- % publications in top 10% journals
- % publications in top 1% journals
- ▨ Incomplete year

Arts & Humanities: Field-Weighted Citation Impact

Entity: Covenant University · Within: Arts and Humanities (THE) · Year range: 2021 to 2025 · Data source: Scopus, up to 30 Oct 2024



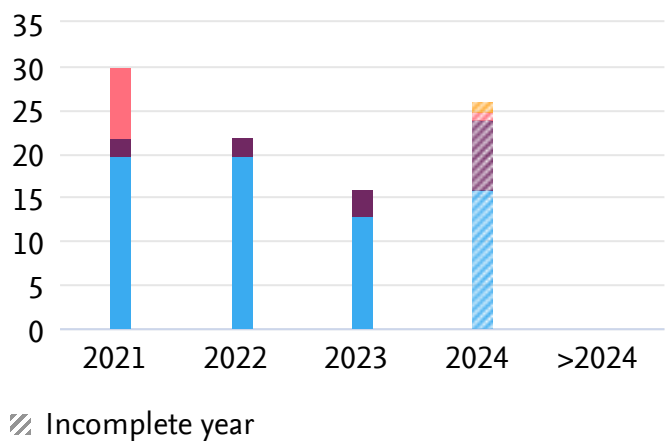
2.22

Field-Weighted Citation Impact of Covenant University

Arts & Humanities: Publications by Journal quartile

Entity: Covenant University · Within: Arts and Humanities (THE) · Year range: 2021 to 2025 · Data source: Scopus, up to 30 Oct 2024

Share of publications per Journal quartile by CiteScore Percentile

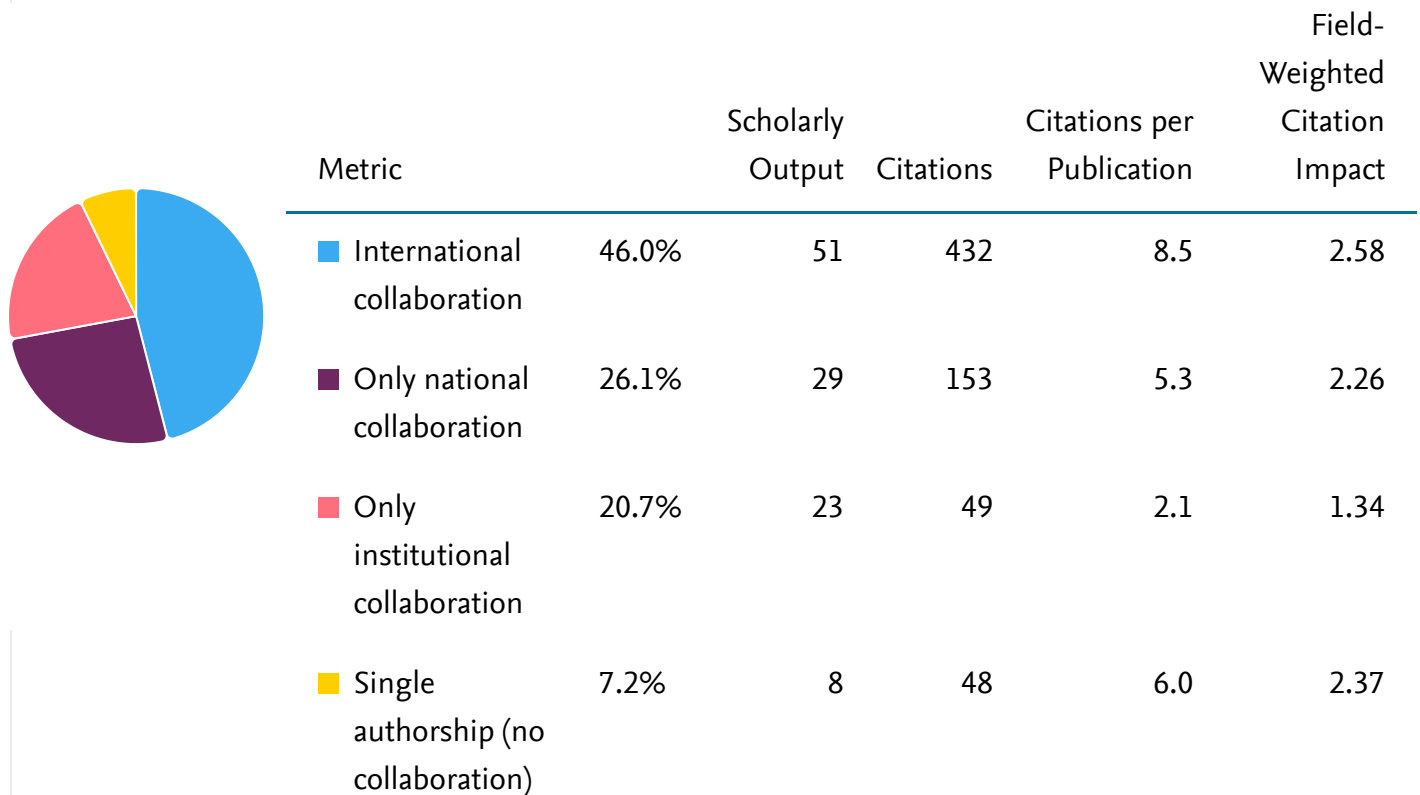


Quartiles	Publications	Publication share (%)
■ Q1 (top 25%)	69	73.4
■ Q2 (26% - 50%)	15	16.0
■ Q3 (51% - 75%)	9	9.6
■ Q4 (76% - 100%)	1	1.1
Cumulative shares	Publications	Publication share (%)
Q1 to Q2 (top 50%)	84	89.4
Q1 to Q3 (top 75%)	93	98.9

Arts & Humanities: Geographical Collaboration - Overall

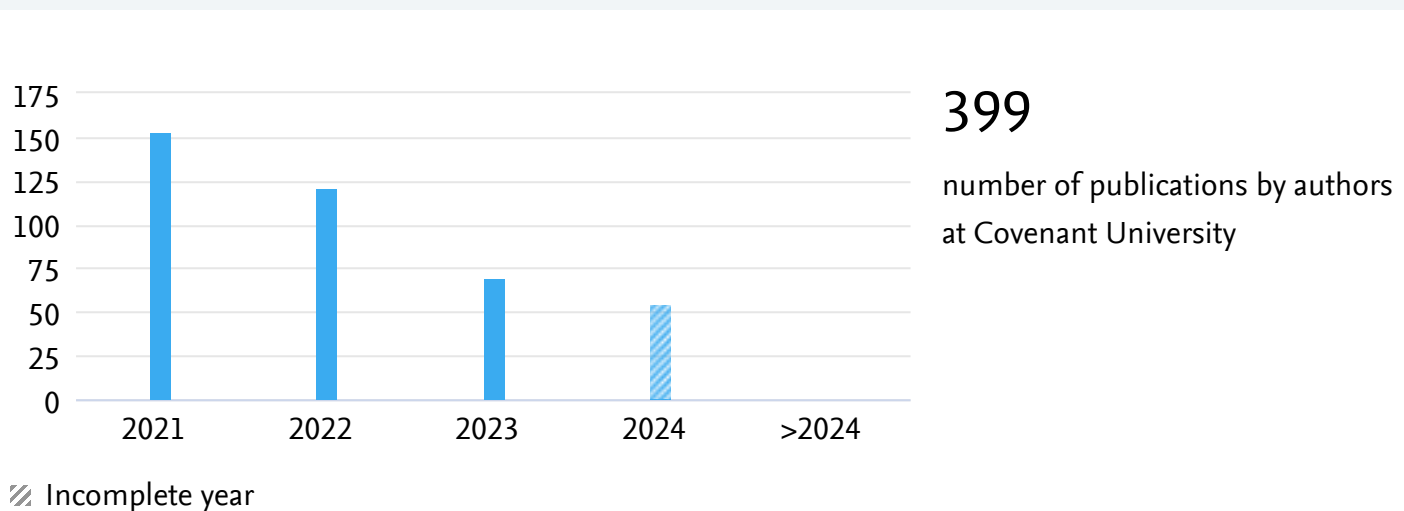
Entity: Covenant University · Within: Arts and Humanities (THE) · Year range: 2021 to 2025 · Data source: Scopus, up to 30 Oct 2024

International, national and institutional collaboration by at Covenant University in the selected year range.



Business & Economics: Scholarly Output

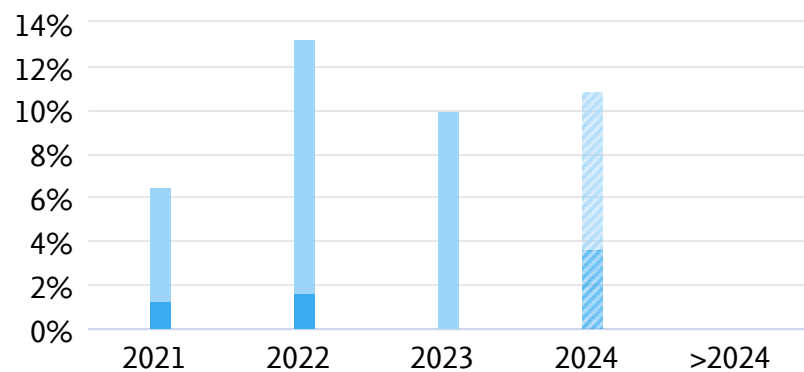
Entity: Covenant University · Within: Business and Economics (THE) · Year range: 2021 to 2025 · Data source: Scopus, up to 30 Oct 2024



Business & Economics: Outputs in Top 10% Citation Percentiles (field-weighted)

Entity: Covenant University · Within: Business and Economics (THE) · Year range: 2021 to 2025 · Data source: Scopus, up to 30 Oct 2024

Share of publications at Covenant University that are among the most cited publications worldwide
field-weighted



39 (9.8%)

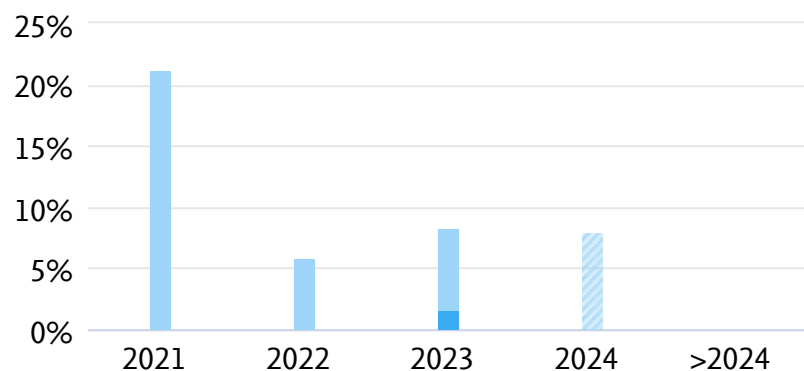
number of publications in the top 10% most cited publications worldwide

- % publications in top 10% most cited
- % publications in top 1% most cited
- ▨ Incomplete year

Business & Economics: Publications in Top Journal Percentiles by CiteScore Percentile

Entity: Covenant University · Within: Business and Economics (THE) · Year range: 2021 to 2025 · Data source: Scopus, up to 30 Oct 2024

Share of publications at Covenant University that are in the top journals by CiteScore Percentile



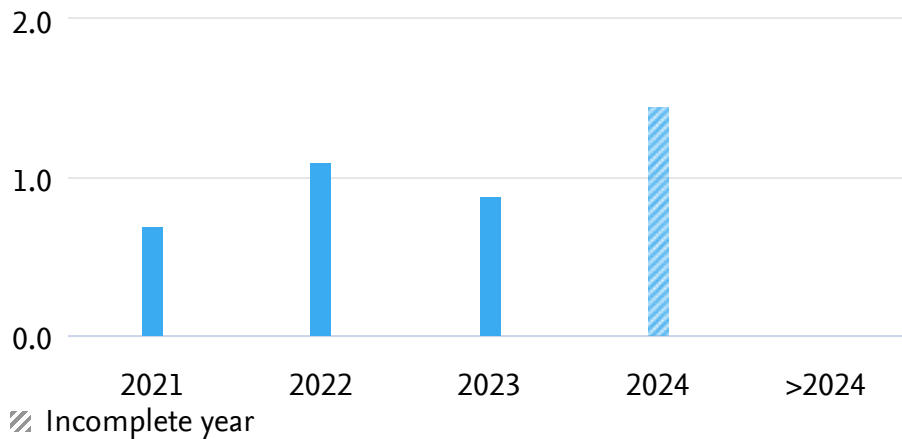
39 (12.5%)

number of publications in the top 10% journals by CiteScore

- % publications in top 10% journals
- % publications in top 1% journals
- ▨ Incomplete year

Business & Economics: Field-Weighted Citation Impact

Entity: Covenant University · Within: Business and Economics (THE) · Year range: 2021 to 2025 · Data source: Scopus, up to 30 Oct 2024



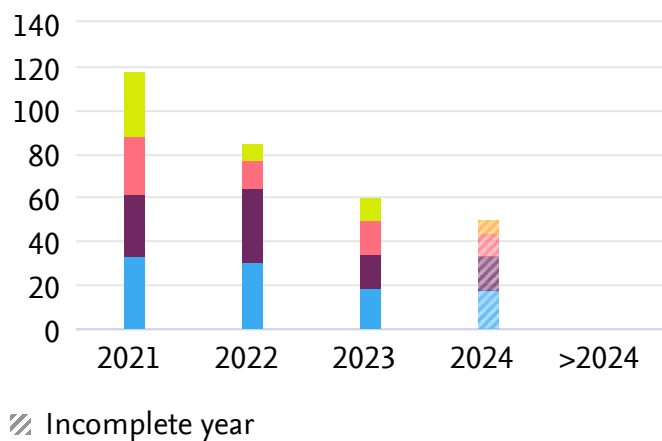
0.96

Field-Weighted Citation Impact of Covenant University

Business & Economics: Publications by Journal quartile

Entity: Covenant University · Within: Business and Economics (THE) · Year range: 2021 to 2025 · Data source: Scopus, up to 30 Oct 2024

Share of publications per Journal quartile by CiteScore Percentile

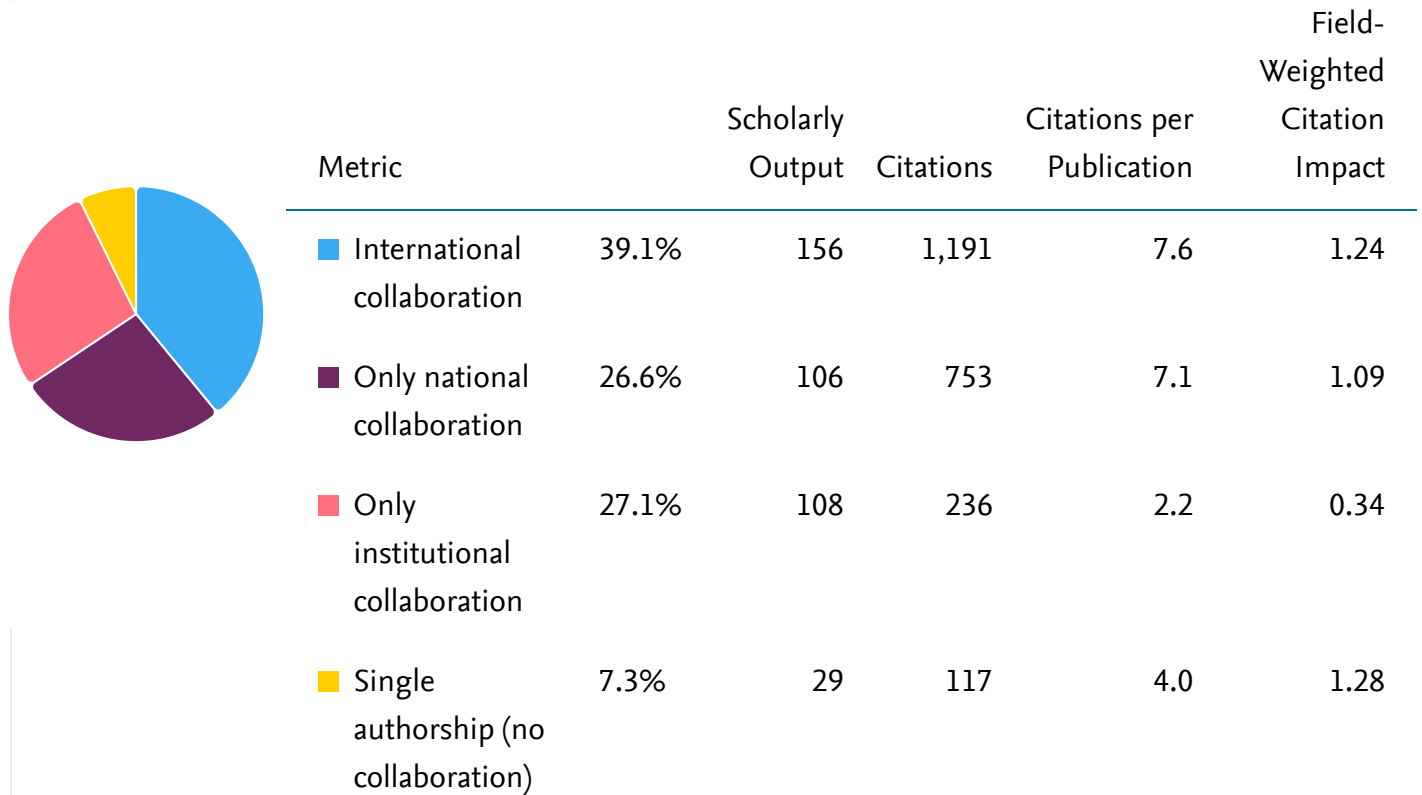


Quartiles	Publications	Publication share (%)
■ Q1 (top 25%)	102	32.6
■ Q2 (26% - 50%)	94	30.0
■ Q3 (51% - 75%)	65	20.8
■ Q4 (76% - 100%)	52	16.6
Cumulative shares	Publications	Publication share (%)
Q1 to Q2 (top 50%)	196	62.6
Q1 to Q3 (top 75%)	261	83.4

Business & Economics: Geographical Collaboration - Overall

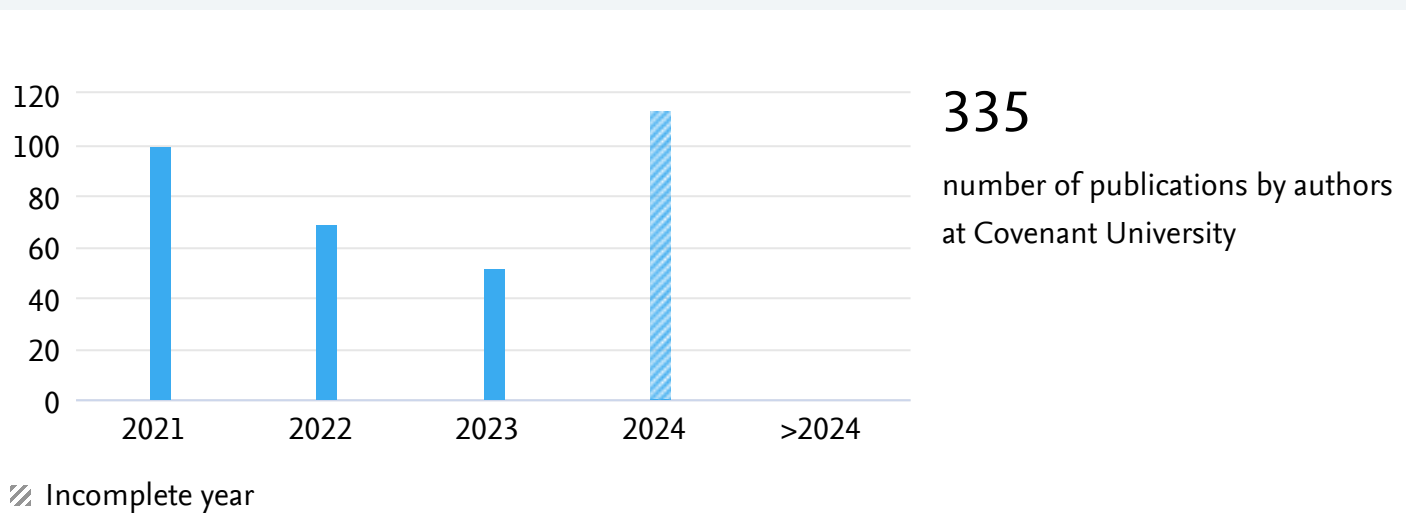
Entity: Covenant University · Within: Business and Economics (THE) · Year range: 2021 to 2025 · Data source: Scopus, up to 30 Oct 2024

International, national and institutional collaboration by at Covenant University in the selected year range.



Clinical & Health: Scholarly Output

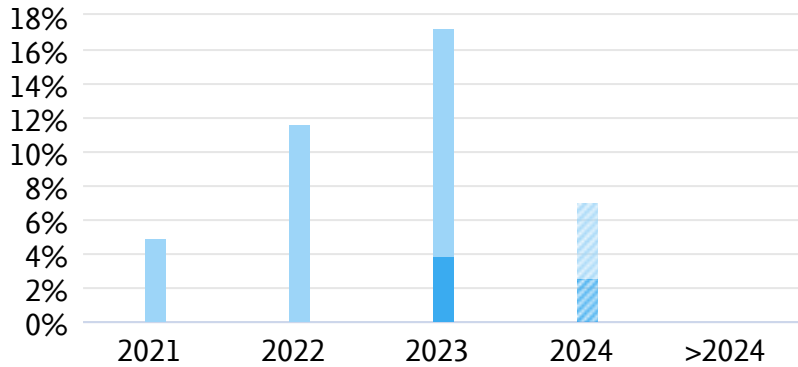
Entity: Covenant University · Within: Clinical and Health (THE) · Year range: 2021 to 2025 · Data source: Scopus, up to 30 Oct 2024



Clinical & Health: Outputs in Top 10% Citation Percentiles (field-weighted)

Entity: Covenant University · Within: Clinical and Health (THE) · Year range: 2021 to 2025 · Data source: Scopus, up to 30 Oct 2024

Share of publications at Covenant University that are among the most cited publications worldwide **field-weighted**



30 (9.0%)

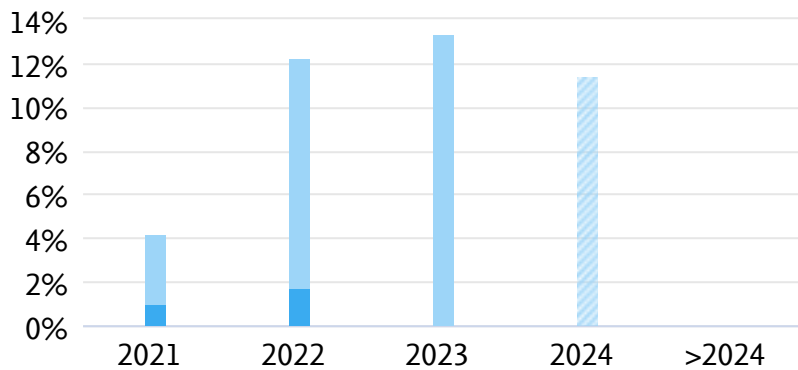
number of publications in the top 10% most cited publications worldwide

- % publications in top 10% most cited
- % publications in top 1% most cited
- ▨ Incomplete year

Clinical & Health: Publications in Top Journal Percentiles by CiteScore Percentile

Entity: Covenant University · Within: Clinical and Health (THE) · Year range: 2021 to 2025 · Data source: Scopus, up to 30 Oct 2024

Share of publications at Covenant University that are in the top journals by CiteScore Percentile



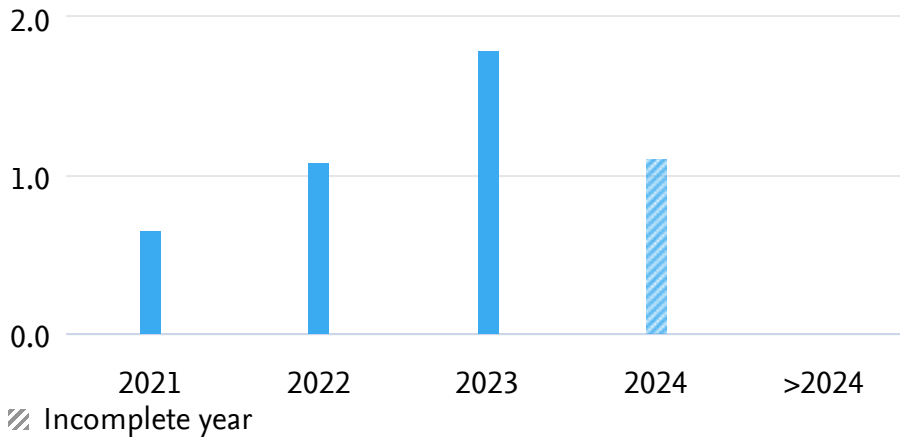
21 (9.0%)

number of publications in the top 10% journals by CiteScore

- % publications in top 10% journals
- % publications in top 1% journals
- ▨ Incomplete year

Clinical & Health: Field-Weighted Citation Impact

Entity: Covenant University · Within: Clinical and Health (THE) · Year range: 2021 to 2025 · Data source: Scopus, up to 30 Oct 2024



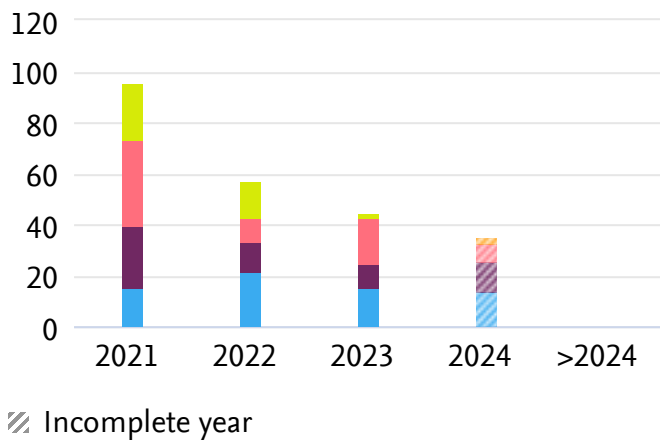
1.08

Field-Weighted Citation Impact of Covenant University

Clinical & Health: Publications by Journal quartile

Entity: Covenant University · Within: Clinical and Health (THE) · Year range: 2021 to 2025 · Data source: Scopus, up to 30 Oct 2024

Share of publications per Journal quartile by CiteScore Percentile

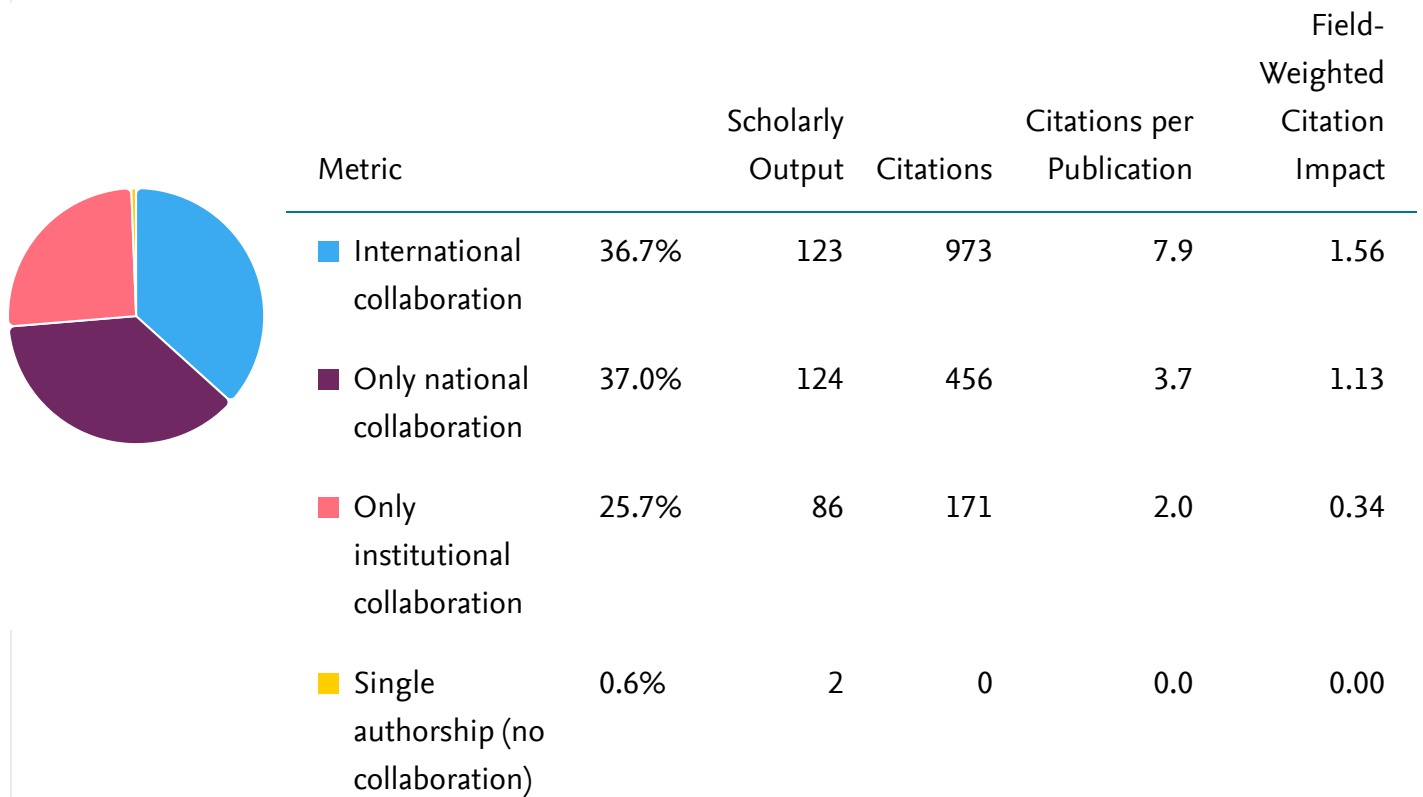


Quartiles	Publications	Publication share (%)
■ Q1 (top 25%)	68	29.2
■ Q2 (26% - 50%)	57	24.5
■ Q3 (51% - 75%)	68	29.2
■ Q4 (76% - 100%)	40	17.2
Cumulative shares	Publications	Publication share (%)
Q1 to Q2 (top 50%)	125	53.6
Q1 to Q3 (top 75%)	193	82.8

Clinical & Health: Geographical Collaboration - Overall

Entity: Covenant University · Within: Clinical and Health (THE) · Year range: 2021 to 2025 · Data source: Scopus, up to 30 Oct 2024

International, national and institutional collaboration by at Covenant University in the selected year range.



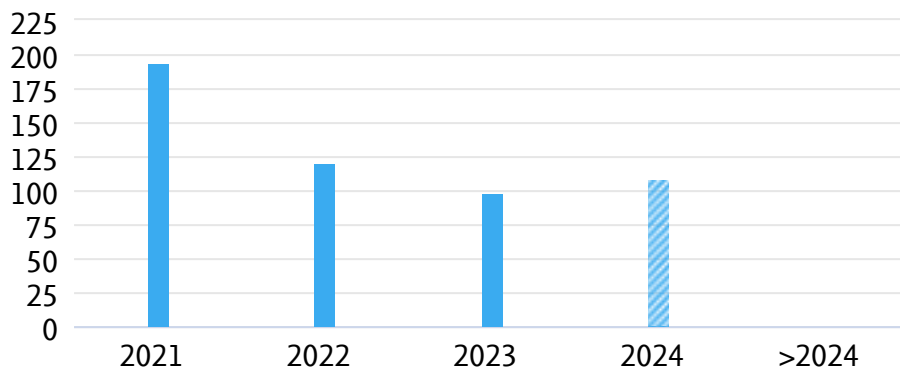
Covenant University 2024 - Part 2: Subject Areas Analysis

2/4

Covenant University 2021 - 2025 ▾ ^

Computer Science: Scholarly Output

Entity: Covenant University · Within: Computer Science (THE) · Year range: 2021 to 2025 · Data source: Scopus, up to 30 Oct 2024



521

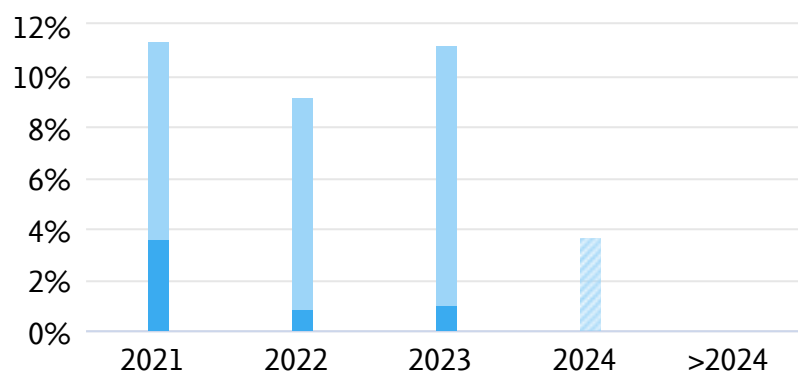
number of publications by authors at Covenant University

▨ Incomplete year

Computer Science: Outputs in Top 10% Citation Percentiles (field-weighted)

Entity: Covenant University · Within: Computer Science (THE) · Year range: 2021 to 2025 · Data source: Scopus, up to 30 Oct 2024

Share of publications at Covenant University that are among the most cited publications worldwide
field-weighted



48 (9.2%)

number of publications in the top 10% most cited publications worldwide

■ % publications in top 10% most cited

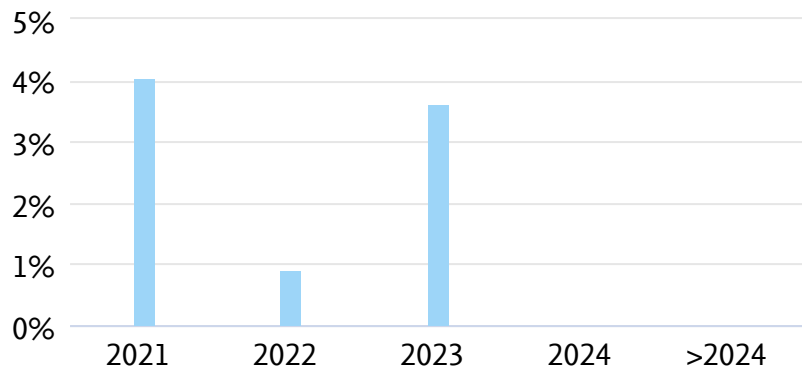
■ % publications in top 1% most cited

▨ Incomplete year

Computer Science: Publications in Top Journal Percentiles by CiteScore Percentile

Entity: Covenant University · Within: Computer Science (THE) · Year range: 2021 to 2025 · Data source: Scopus, up to 30 Oct 2024

Share of publications at Covenant University that are in the top journals by CiteScore Percentile



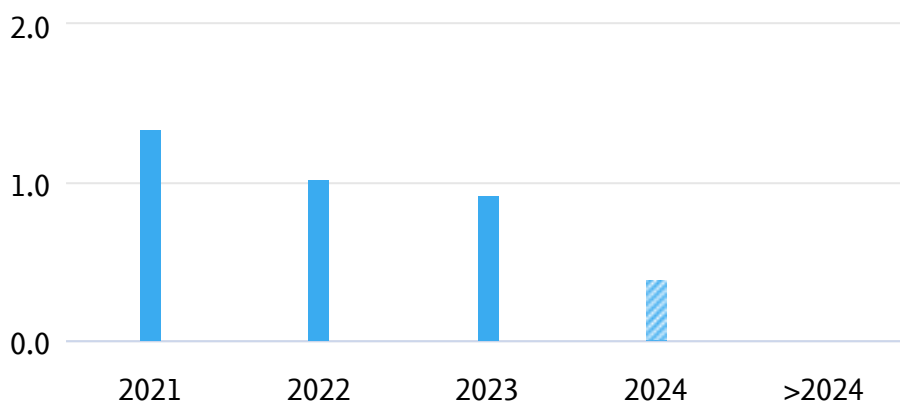
9 (2.5%)

number of publications in the top 10% journals by CiteScore

- % publications in top 10% journals
- % publications in top 1% journals
- ▨ Incomplete year

Computer Science: Field-Weighted Citation Impact

Entity: Covenant University · Within: Computer Science (THE) · Year range: 2021 to 2025 · Data source: Scopus, up to 30 Oct 2024



0.99

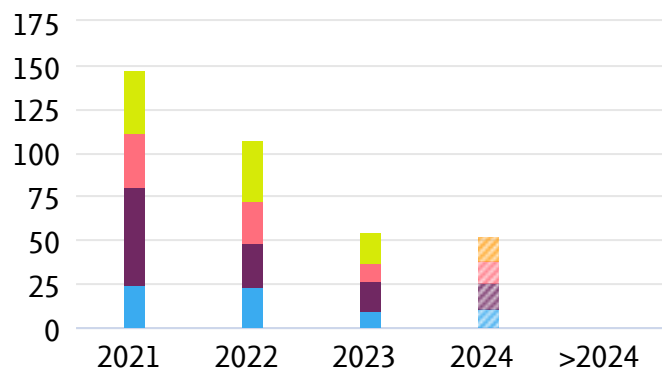
Field-Weighted Citation Impact of Covenant University

- ▨ Incomplete year

Computer Science: Publications by Journal quartile

Entity: Covenant University · Within: Computer Science (THE) · Year range: 2021 to 2025 · Data source: Scopus, up to 30 Oct 2024

Share of publications per Journal quartile by CiteScore Percentile



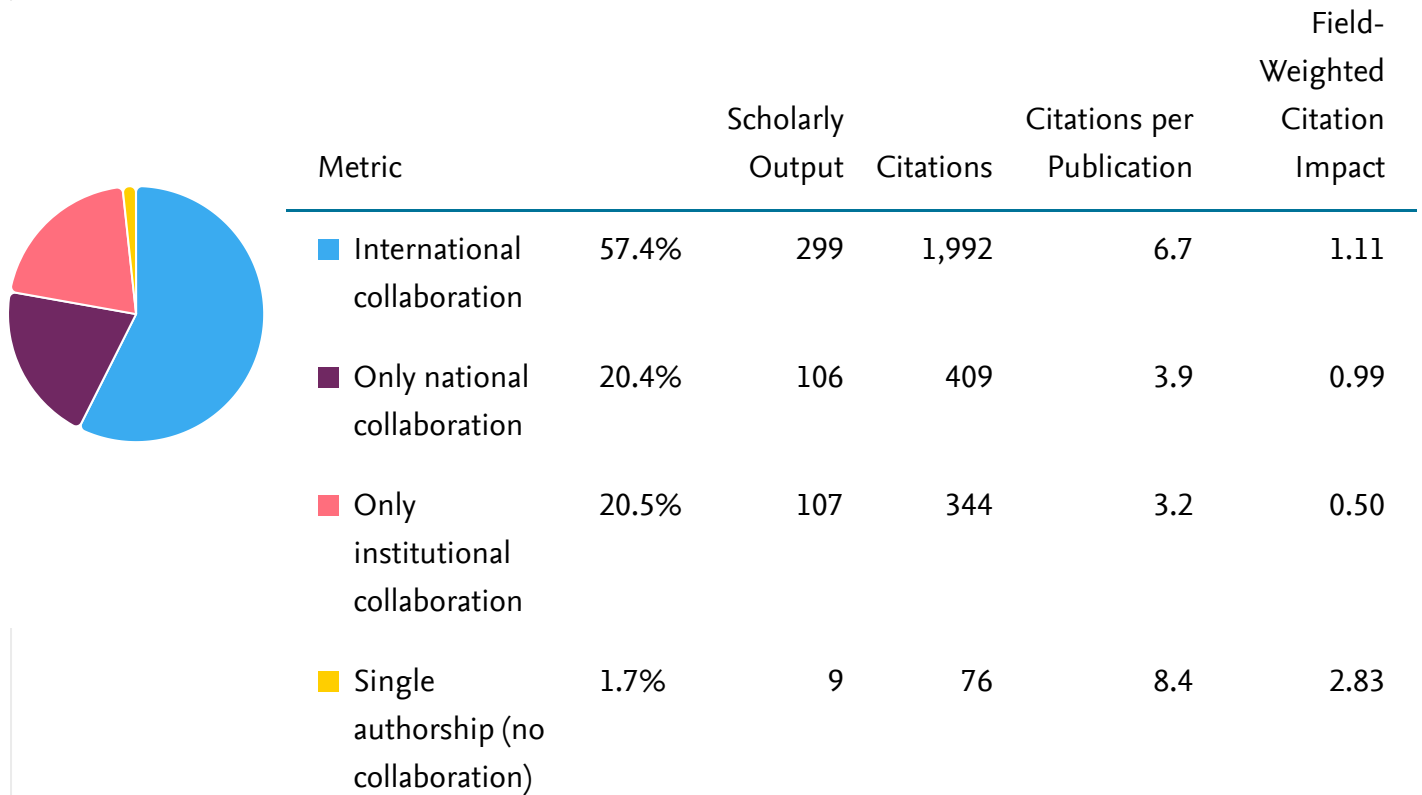
▨ Incomplete year

Quartiles	Publications	Publication share (%)
Q1 (top 25%)	70	19.2
Q2 (26% - 50%)	113	31.0
Q3 (51% - 75%)	79	21.7
Q4 (76% - 100%)	102	28.0
Cumulative shares	Publications	Publication share (%)
Q1 to Q2 (top 50%)	183	50.3
Q1 to Q3 (top 75%)	262	72.0

Computer Science: Geographical Collaboration - Overall

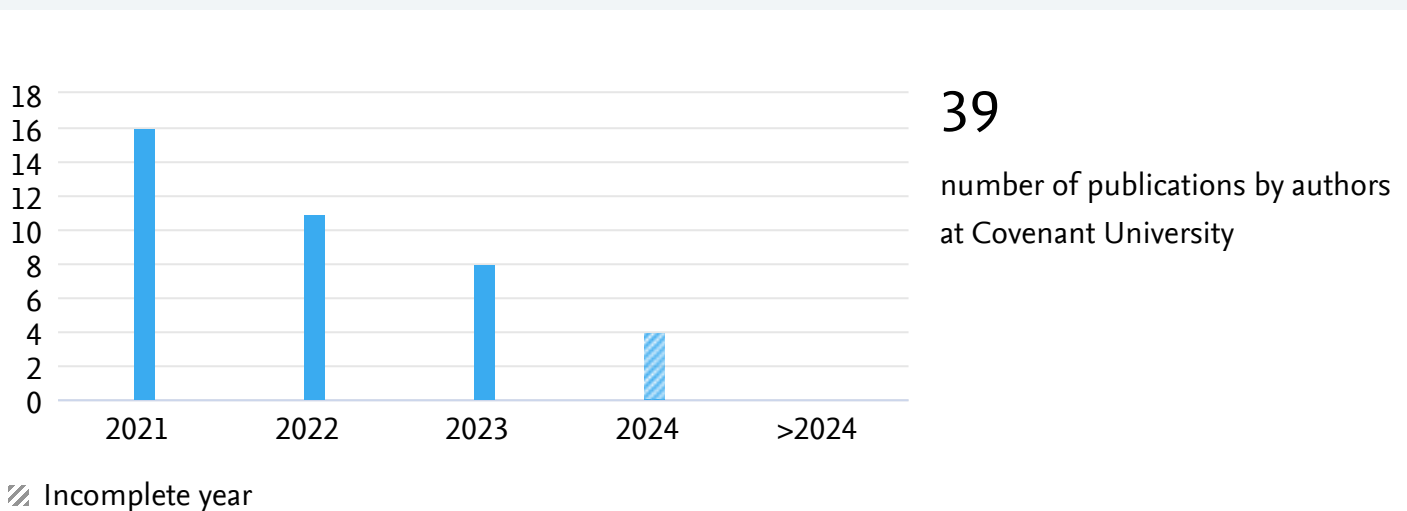
Entity: Covenant University · Within: Computer Science (THE) · Year range: 2021 to 2025 · Data source: Scopus, up to 30 Oct 2024

International, national and institutional collaboration by at Covenant University in the selected year range.



Education: Scholarly Output

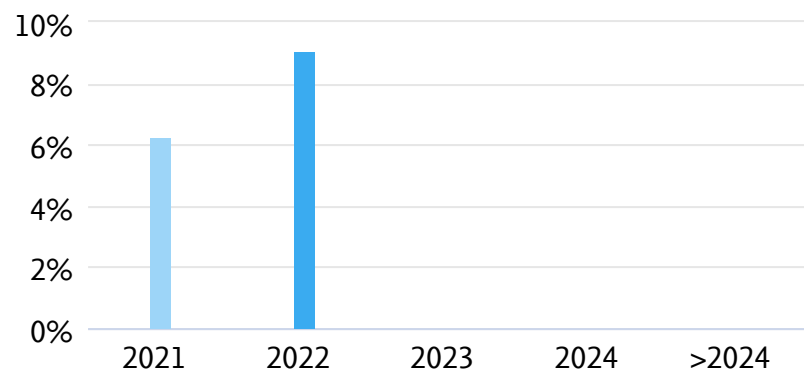
Entity: Covenant University · Within: Education (THE) · Year range: 2021 to 2025 · Data source: Scopus, up to 30 Oct 2024



Education: Outputs in Top 10% Citation Percentiles (field-weighted)

Entity: Covenant University · Within: Education (THE) · Year range: 2021 to 2025 · Data source: Scopus, up to 30 Oct 2024

Share of publications at Covenant University that are among the most cited publications worldwide **field-weighted**



2 (5.1%)

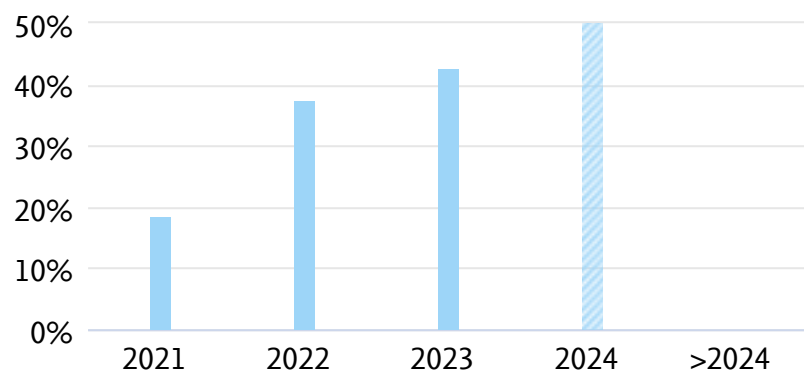
number of publications in the top 10% most cited publications worldwide

- % publications in top 10% most cited
- % publications in top 1% most cited
- ▨ Incomplete year

Education: Publications in Top Journal Percentiles by CiteScore Percentile

Entity: Covenant University · Within: Education (THE) · Year range: 2021 to 2025 · Data source: Scopus, up to 30 Oct 2024

Share of publications at Covenant University that are in the top journals by CiteScore Percentile



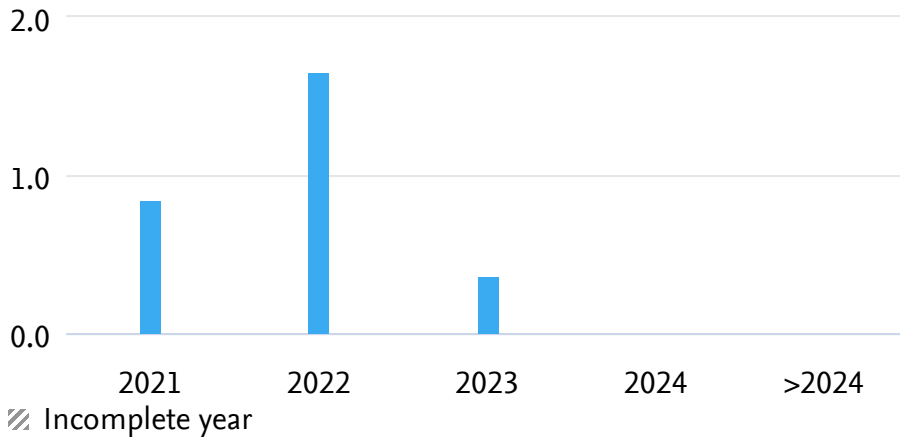
11 (31.4%)

number of publications in the top 10% journals by CiteScore

- % publications in top 10% journals
- % publications in top 1% journals
- ▨ Incomplete year

Education: Field-Weighted Citation Impact

Entity: Covenant University · Within: Education (THE) · Year range: 2021 to 2025 · Data source: Scopus, up to 30 Oct 2024



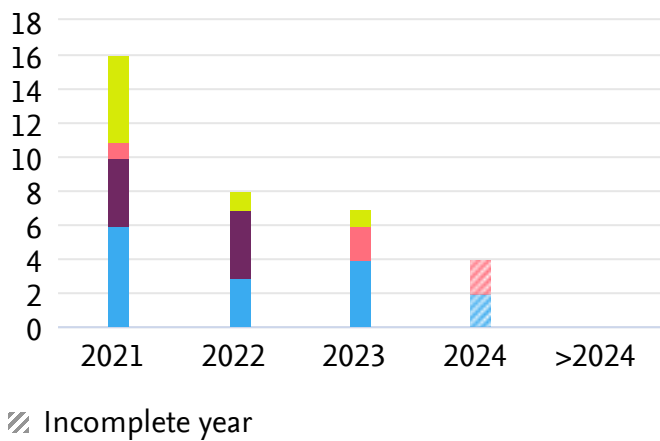
0.89

Field-Weighted Citation Impact of Covenant University

Education: Publications by Journal quartile

Entity: Covenant University · Within: Education (THE) · Year range: 2021 to 2025 · Data source: Scopus, up to 30 Oct 2024

Share of publications per Journal quartile by CiteScore Percentile

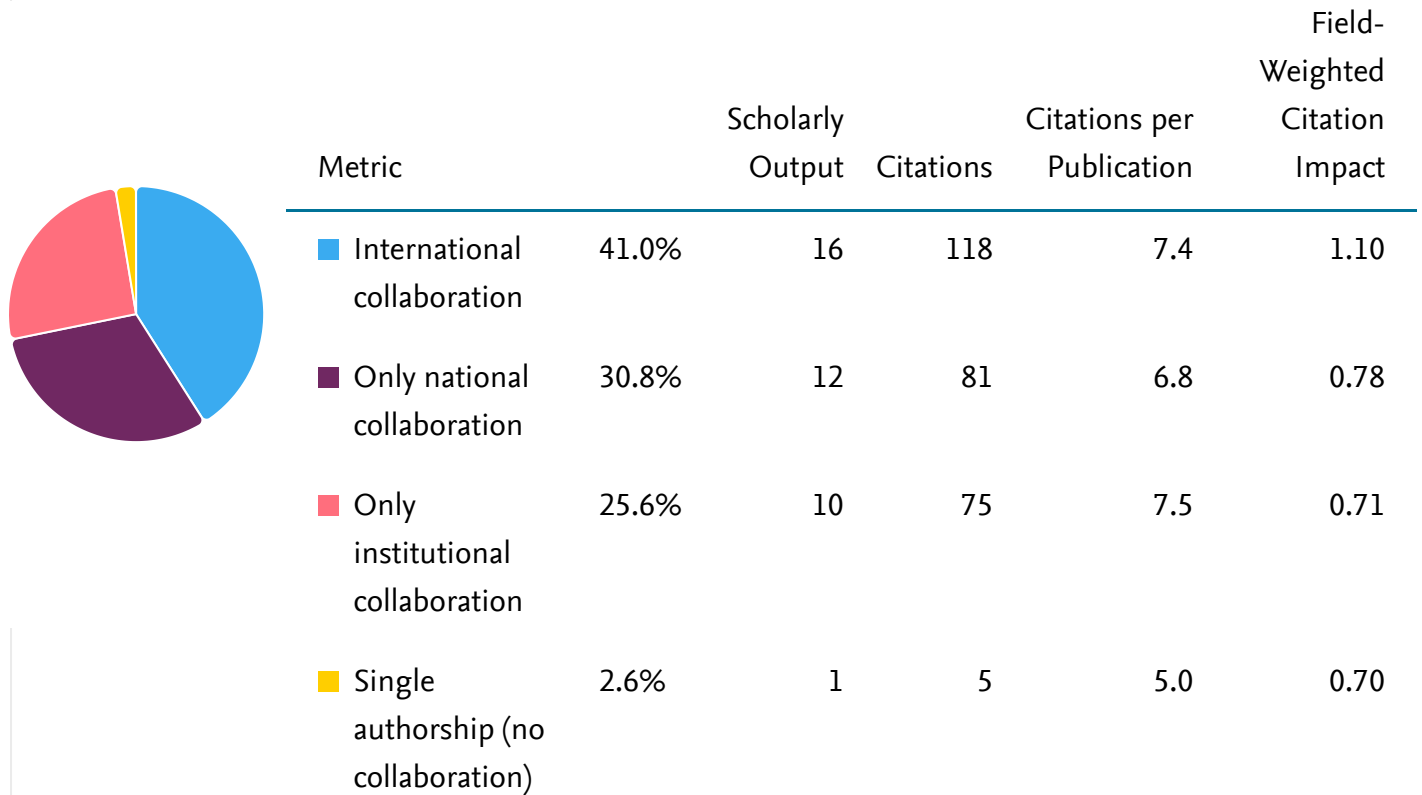


Quartiles	Publications	Publication share (%)
■ Q1 (top 25%)	15	42.9
■ Q2 (26% - 50%)	8	22.9
■ Q3 (51% - 75%)	5	14.3
■ Q4 (76% - 100%)	7	20.0
Cumulative shares	Publications	Publication share (%)
Q1 to Q2 (top 50%)	23	65.7
Q1 to Q3 (top 75%)	28	80.0

Education: Geographical Collaboration - Overall

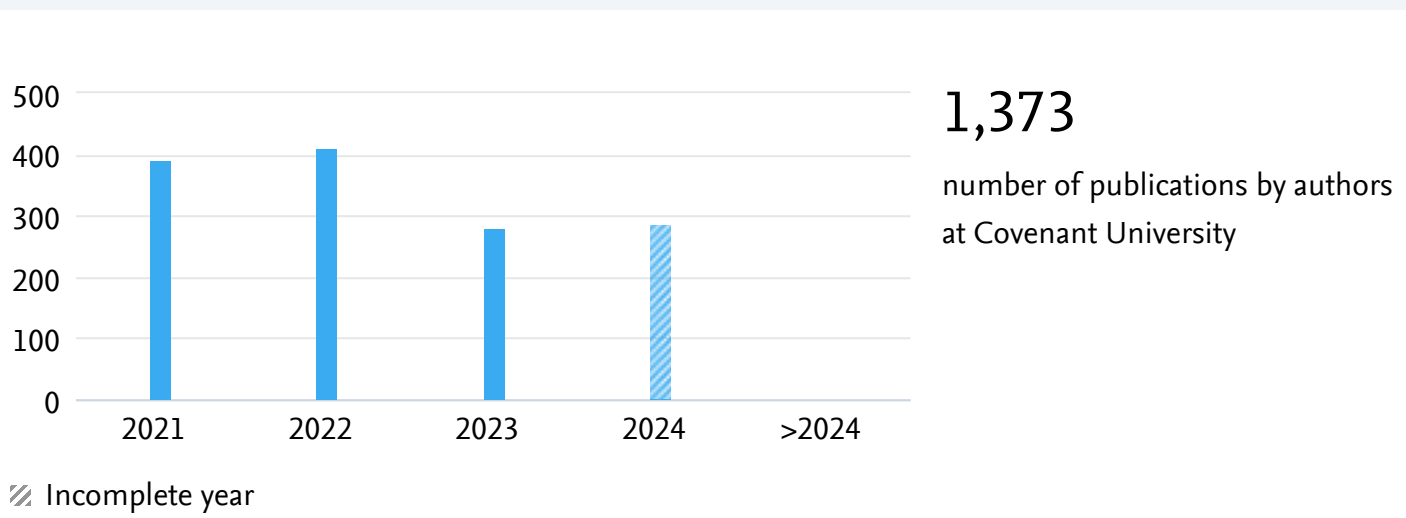
Entity: Covenant University · Within: Education (THE) · Year range: 2021 to 2025 · Data source: Scopus, up to 30 Oct 2024

International, national and institutional collaboration by at Covenant University in the selected year range.



Engineering & Technology: Scholarly Output

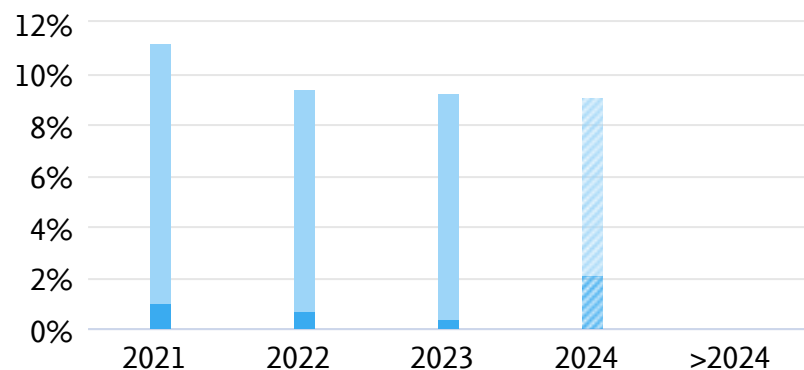
Entity: Covenant University · Within: Engineering and Technology (THE) · Year range: 2021 to 2025 · Data source: Scopus, up to 30 Oct 2024



Engineering & Technology: Outputs in Top 10% Citation Percentiles (field-weighted)

Entity: Covenant University · Within: Engineering and Technology (THE) · Year range: 2021 to 2025 · Data source: Scopus, up to 30 Oct 2024

Share of publications at Covenant University that are among the most cited publications worldwide **field-weighted**



135 (9.8%)

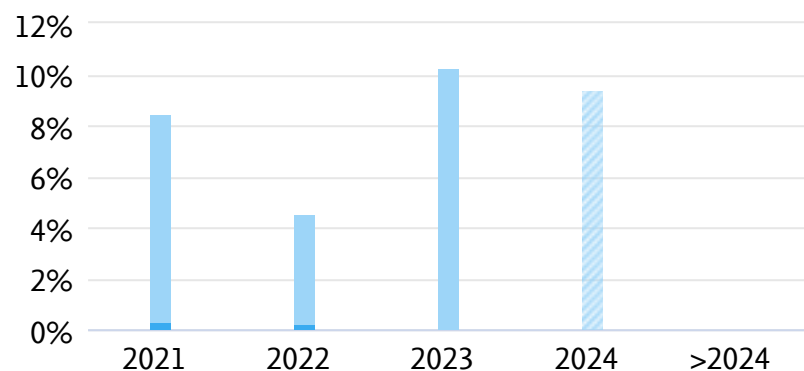
number of publications in the top 10% most cited publications worldwide

- % publications in top 10% most cited
- % publications in top 1% most cited
- ▨ Incomplete year

Engineering & Technology: Publications in Top Journal Percentiles by CiteScore Percentile

Entity: Covenant University · Within: Engineering and Technology (THE) · Year range: 2021 to 2025 · Data source: Scopus, up to 30 Oct 2024

Share of publications at Covenant University that are in the top journals by CiteScore Percentile



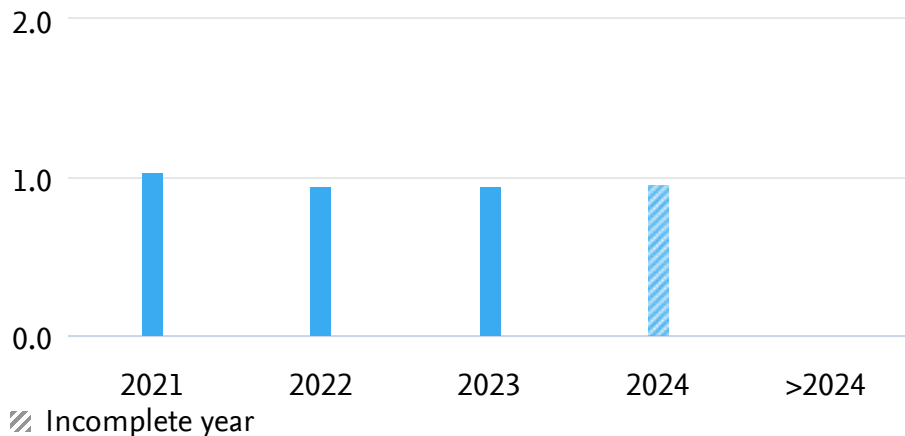
82 (7.6%)

number of publications in the top 10% journals by CiteScore

- % publications in top 10% journals
- % publications in top 1% journals
- ▨ Incomplete year

Engineering & Technology: Field-Weighted Citation Impact

Entity: Covenant University · Within: Engineering and Technology (THE) · Year range: 2021 to 2025 · Data source: Scopus, up to 30 Oct 2024



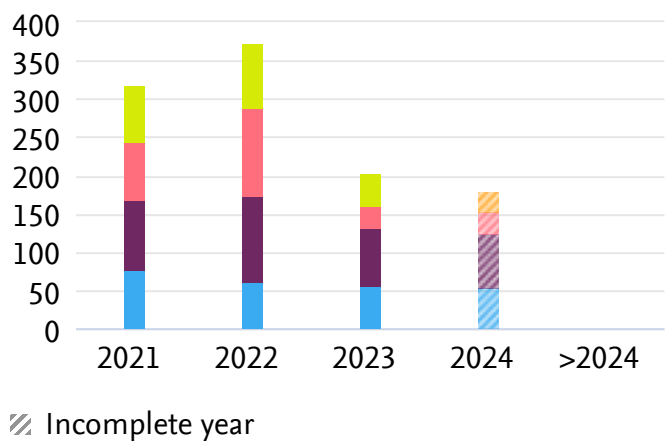
0.98

Field-Weighted Citation Impact of Covenant University

Engineering & Technology: Publications by Journal quartile

Entity: Covenant University · Within: Engineering and Technology (THE) · Year range: 2021 to 2025 · Data source: Scopus, up to 30 Oct 2024

Share of publications per Journal quartile by CiteScore Percentile

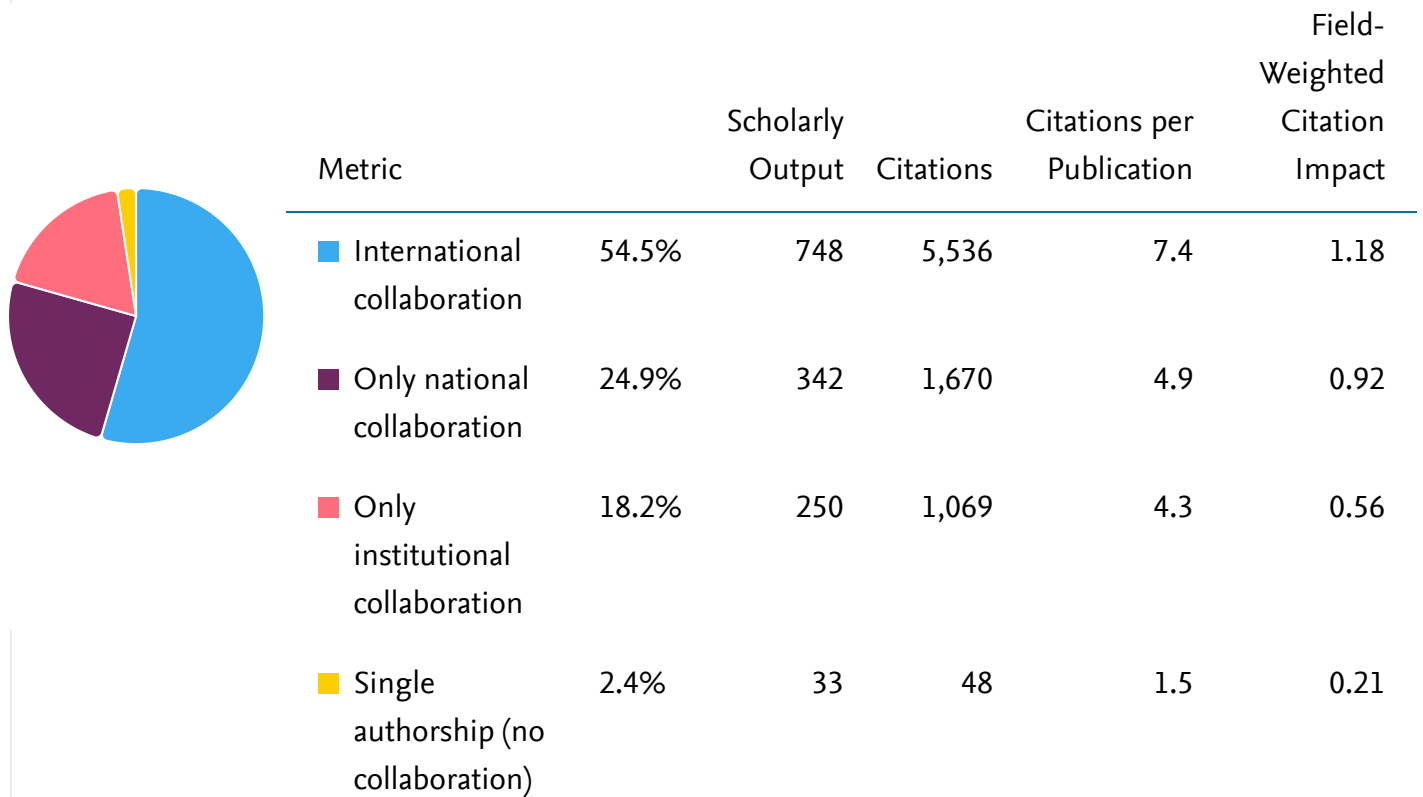


Quartiles	Publications	Publication share (%)
■ Q1 (top 25%)	252	23.3
■ Q2 (26% - 50%)	353	32.7
■ Q3 (51% - 75%)	249	23.1
■ Q4 (76% - 100%)	226	20.9
Cumulative shares	Publications	Publication share (%)
Q1 to Q2 (top 50%)	605	56.0
Q1 to Q3 (top 75%)	854	79.1

Engineering & Technology: Geographical Collaboration - Overall

Entity: Covenant University · Within: Engineering and Technology (THE) · Year range: 2021 to 2025 · Data source: Scopus, up to 30 Oct 2024

International, national and institutional collaboration by at Covenant University in the selected year range.



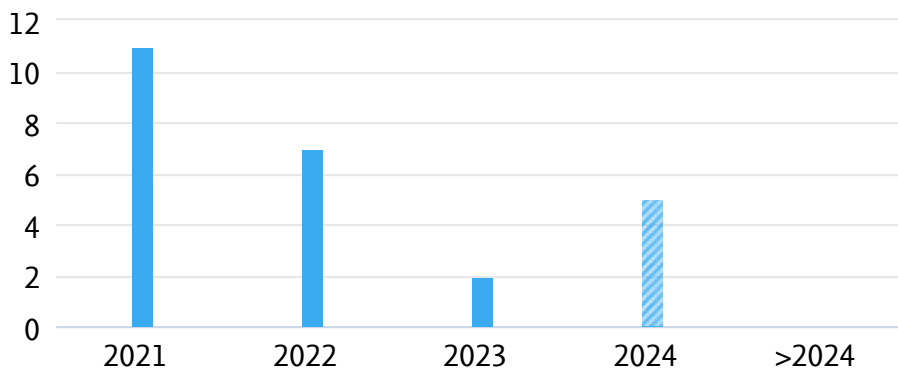
Covenant University 2024 - Part 2: Subject Areas Analysis

3/4

Covenant University 2021 - 2025 ▾ ▲

Law - Scholarly Output

Entity: Covenant University · Within: Law (THE) · Year range: 2021 to 2025 · Data source: Scopus, up to 30 Oct 2024



25

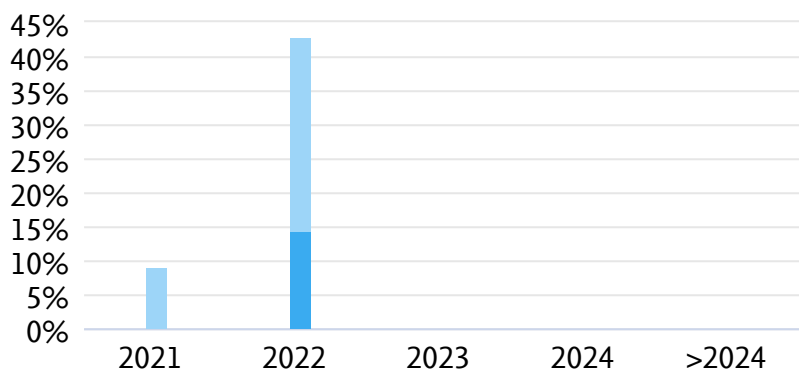
number of publications by authors at Covenant University

▨ Incomplete year

Law - Outputs in Top 10% Citation Percentiles (field-weighted)

Entity: Covenant University · Within: Law (THE) · Year range: 2021 to 2025 · Data source: Scopus, up to 30 Oct 2024

Share of publications at Covenant University that are among the most cited publications worldwide
field-weighted



4 (16.0%)

number of publications in the top 10% most cited publications worldwide

■ % publications in top 10% most cited

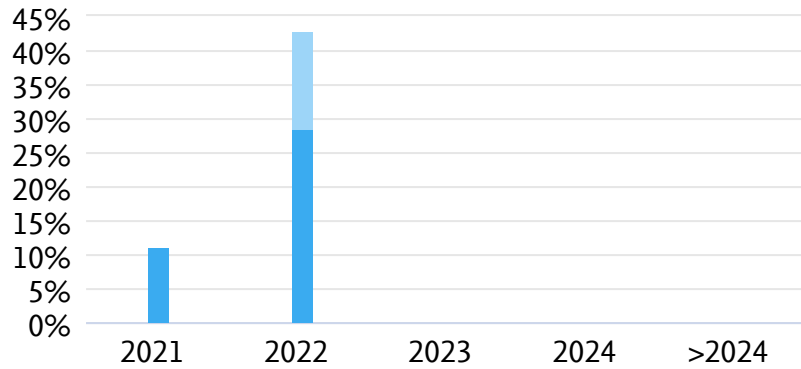
■ % publications in top 1% most cited

▨ Incomplete year

Law - Publications in Top Journal Percentiles by CiteScore Percentile

Entity: Covenant University · Within: Law (THE) · Year range: 2021 to 2025 · Data source: Scopus, up to 30 Oct 2024

Share of publications at Covenant University that are in the top journals by CiteScore Percentile



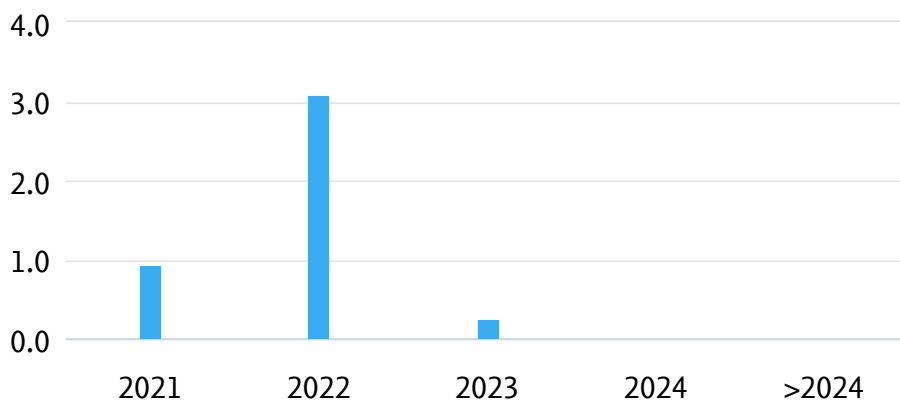
4 (17.4%)

number of publications in the top 10% journals by CiteScore

- % publications in top 10% journals
- % publications in top 1% journals
- ▨ Incomplete year

Law - Field-Weighted Citation Impact

Entity: Covenant University · Within: Law (THE) · Year range: 2021 to 2025 · Data source: Scopus, up to 30 Oct 2024



1.30

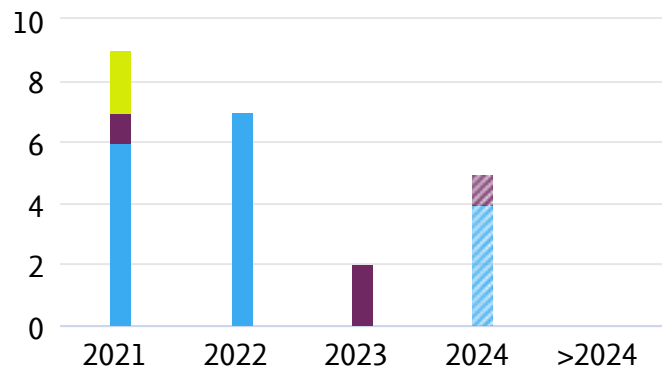
Field-Weighted Citation Impact of Covenant University

- ▨ Incomplete year

Law - Publications by Journal quartile

Entity: Covenant University · Within: Law (THE) · Year range: 2021 to 2025 · Data source: Scopus, up to 30 Oct 2024

Share of publications per Journal quartile by CiteScore Percentile



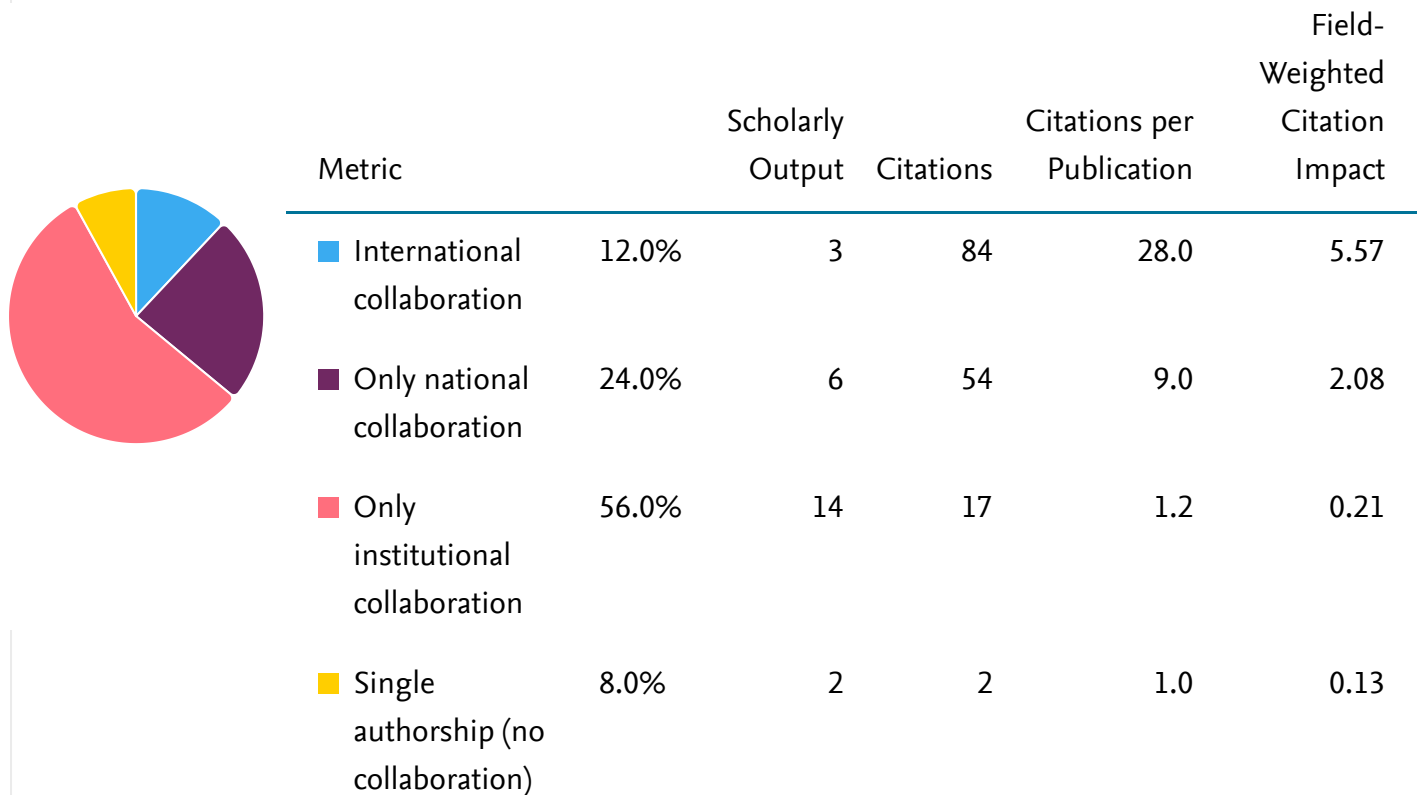
▨ Incomplete year

Quartiles	Publications	Publication share (%)
■ Q1 (top 25%)	17	73.9
■ Q2 (26% - 50%)	4	17.4
■ Q3 (51% - 75%)	0	0.0
■ Q4 (76% - 100%)	2	8.7
Cumulative shares	Publications	Publication share (%)
Q1 to Q2 (top 50%)	21	91.3
Q1 to Q3 (top 75%)	21	91.3

Law - Geographical Collaboration - Overall

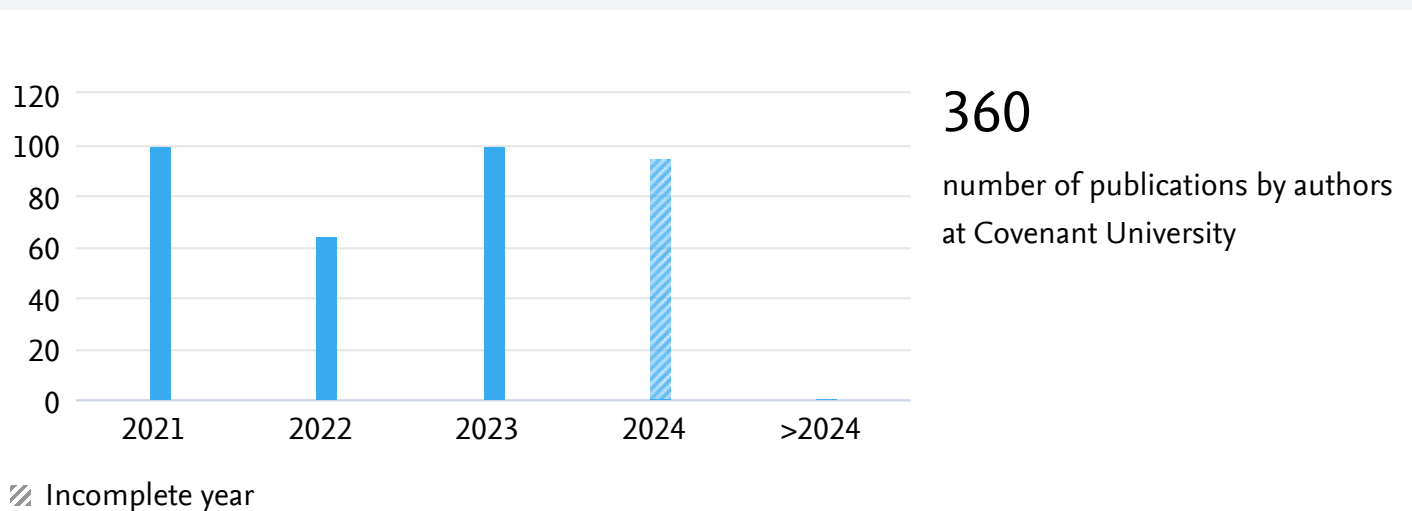
Entity: Covenant University · Within: Law (THE) · Year range: 2021 to 2025 · Data source: Scopus, up to 30 Oct 2024

International, national and institutional collaboration by at Covenant University in the selected year range.



Life Sciences - Scholarly Output

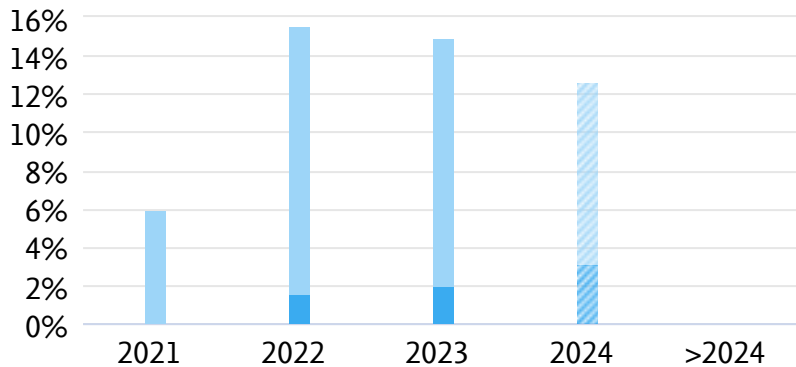
Entity: Covenant University · Within: Life Sciences (THE) · Year range: 2021 to 2025 · Data source: Scopus, up to 30 Oct 2024



Life Sciences - Outputs in Top 10% Citation Percentiles (field-weighted)

Entity: Covenant University · Within: Life Sciences (THE) · Year range: 2021 to 2025 · Data source: Scopus, up to 30 Oct 2024

Share of publications at Covenant University that are among the most cited publications worldwide **field-weighted**



43 (11.9%)

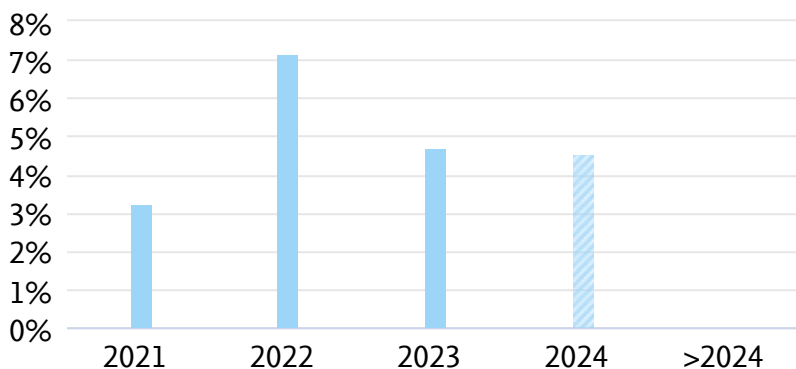
number of publications in the top 10% most cited publications worldwide

- % publications in top 10% most cited
- % publications in top 1% most cited
- ▨ Incomplete year

Life Sciences - Publications in Top Journal Percentiles by CiteScore Percentile

Entity: Covenant University · Within: Life Sciences (THE) · Year range: 2021 to 2025 · Data source: Scopus, up to 30 Oct 2024

Share of publications at Covenant University that are in the top journals by CiteScore Percentile



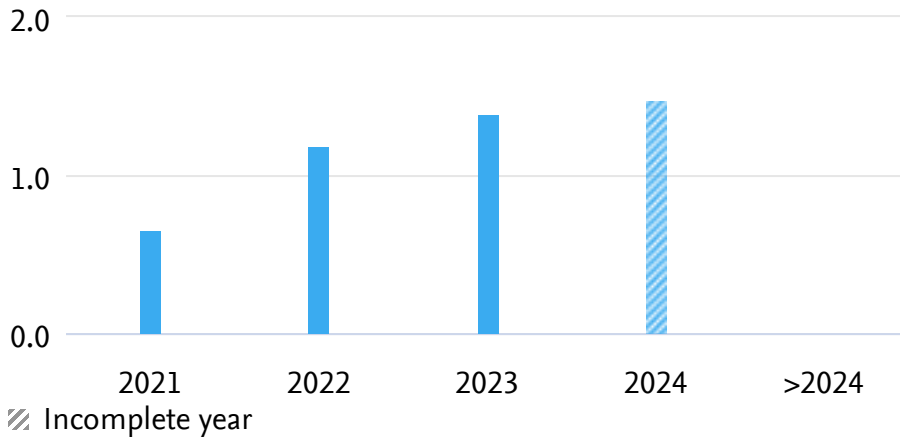
12 (4.7%)

number of publications in the top 10% journals by CiteScore

- % publications in top 10% journals
- % publications in top 1% journals
- ▨ Incomplete year

Life Sciences - Field-Weighted Citation Impact

Entity: Covenant University · Within: Life Sciences (THE) · Year range: 2021 to 2025 · Data source: Scopus, up to 30 Oct 2024



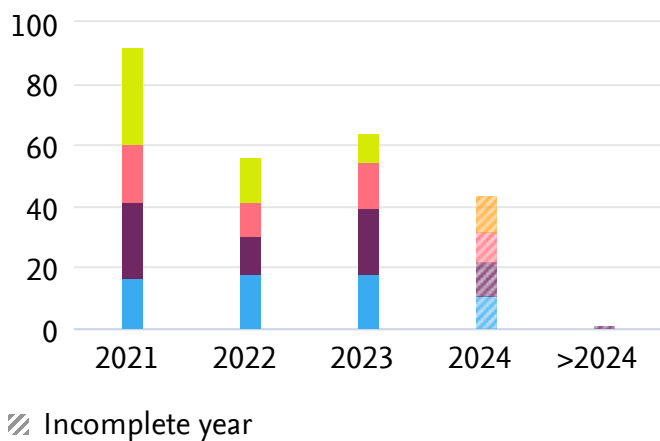
1.17

Field-Weighted Citation Impact of Covenant University

Life Sciences - Publications by Journal quartile

Entity: Covenant University · Within: Life Sciences (THE) · Year range: 2021 to 2025 · Data source: Scopus, up to 30 Oct 2024

Share of publications per Journal quartile by CiteScore Percentile

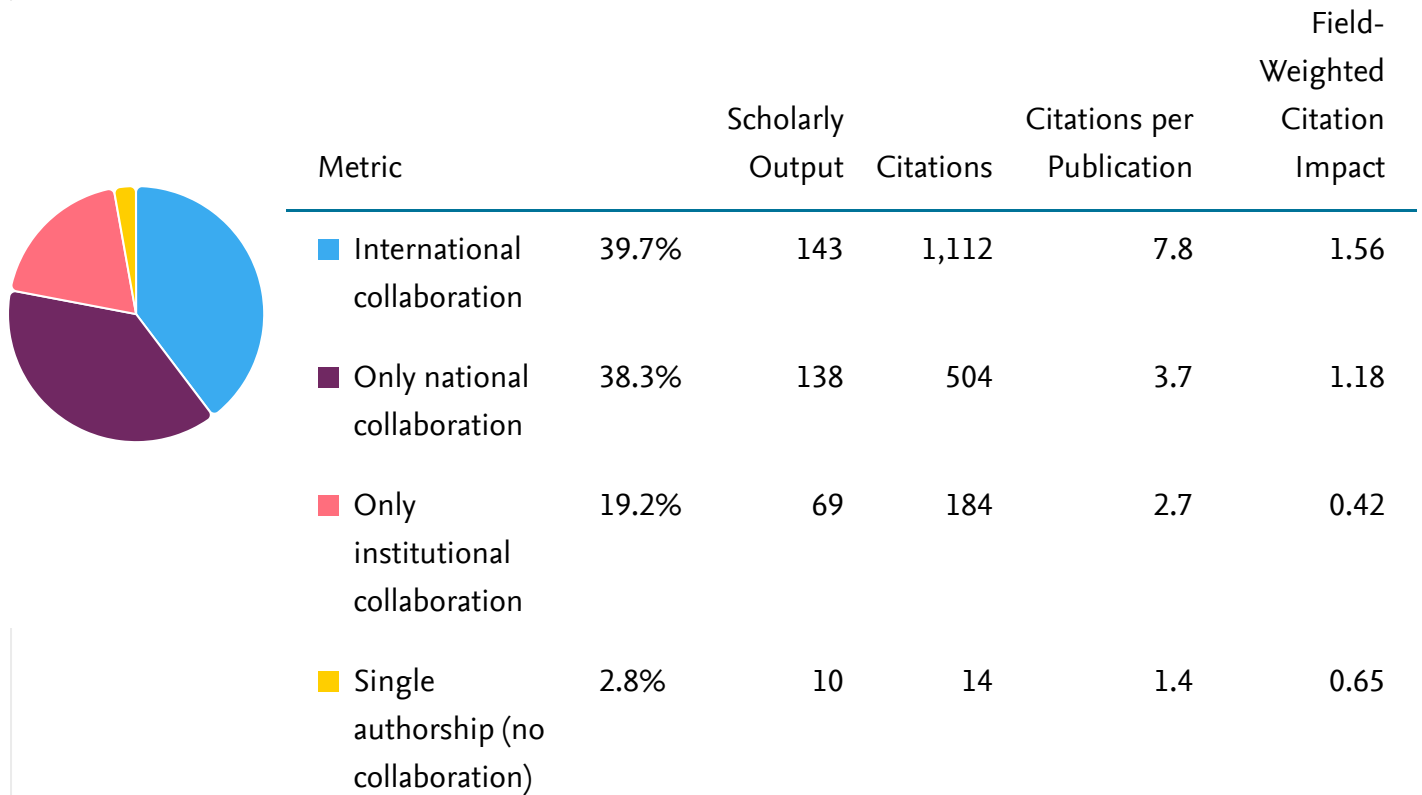


Quartiles	Publications	Publication share (%)
■ Q1 (top 25%)	64	24.9
■ Q2 (26% - 50%)	72	28.0
■ Q3 (51% - 75%)	55	21.4
■ Q4 (76% - 100%)	66	25.7
Cumulative shares	Publications	Publication share (%)
Q1 to Q2 (top 50%)	136	52.9
Q1 to Q3 (top 75%)	191	74.3

Life Sciences - Geographical Collaboration - Overall

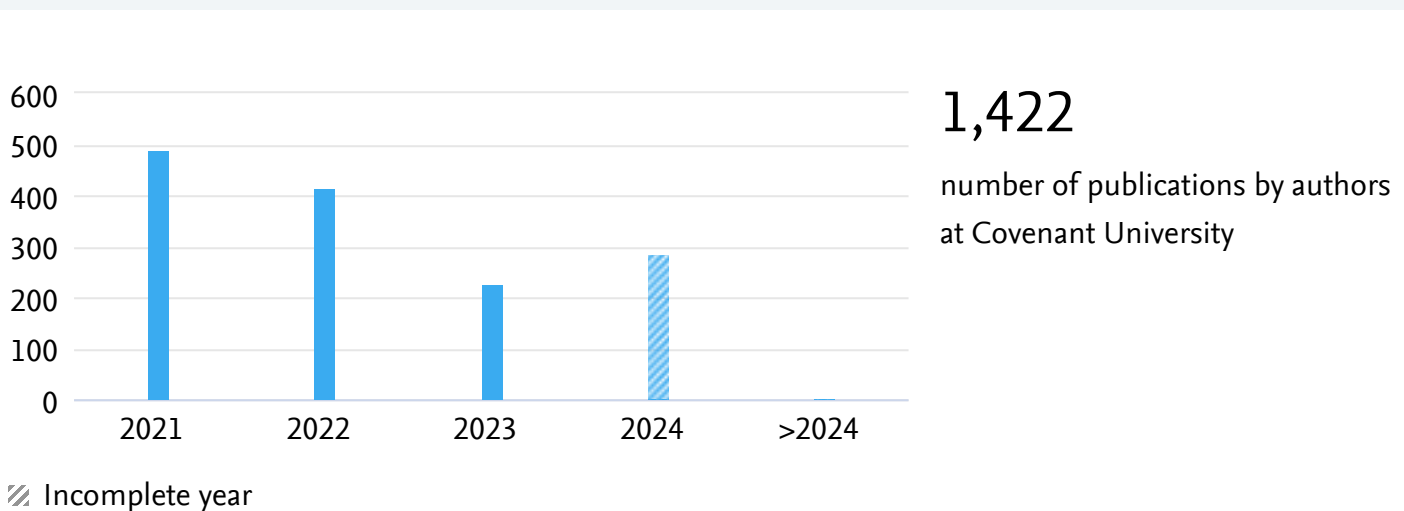
Entity: Covenant University · Within: Life Sciences (THE) · Year range: 2021 to 2025 · Data source: Scopus, up to 30 Oct 2024

International, national and institutional collaboration by at Covenant University in the selected year range.



Physical Sciences: Scholarly Output

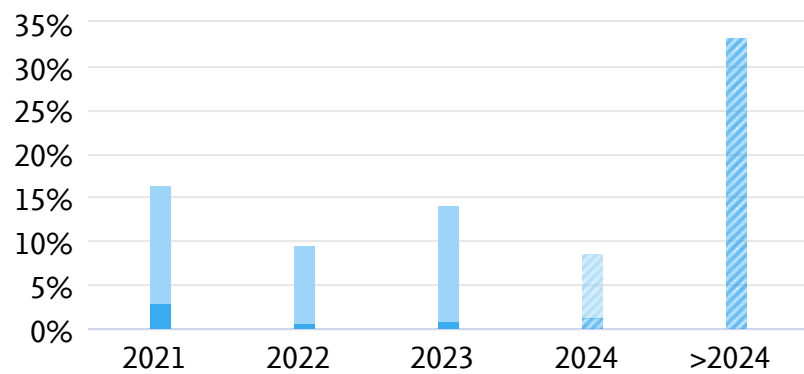
Entity: Covenant University · Within: Physical Sciences (THE) · Year range: 2021 to 2025 · Data source: Scopus, up to 30 Oct 2024



Physical Sciences: Outputs in Top 10% Citation Percentiles (field-weighted)

Entity: Covenant University · Within: Physical Sciences (THE) · Year range: 2021 to 2025 · Data source: Scopus, up to 30 Oct 2024

Share of publications at Covenant University that are among the most cited publications worldwide **field-weighted**



177 (12.4%)

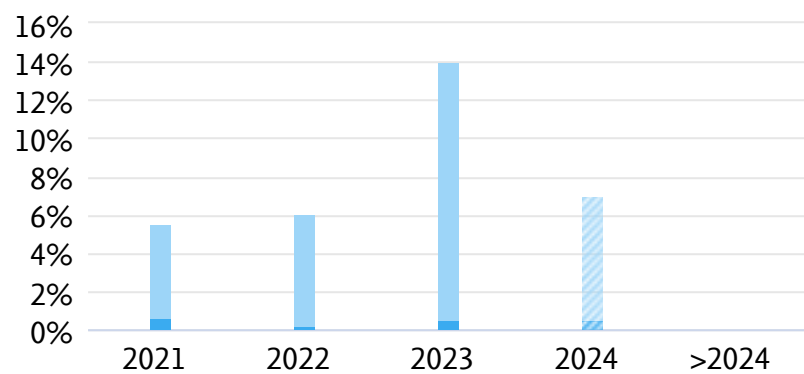
number of publications in the top 10% most cited publications worldwide

- % publications in top 10% most cited
- % publications in top 1% most cited
- ▨ Incomplete year

Physical Sciences: Publications in Top Journal Percentiles by CiteScore Percentile

Entity: Covenant University · Within: Physical Sciences (THE) · Year range: 2021 to 2025 · Data source: Scopus, up to 30 Oct 2024

Share of publications at Covenant University that are in the top journals by CiteScore Percentile



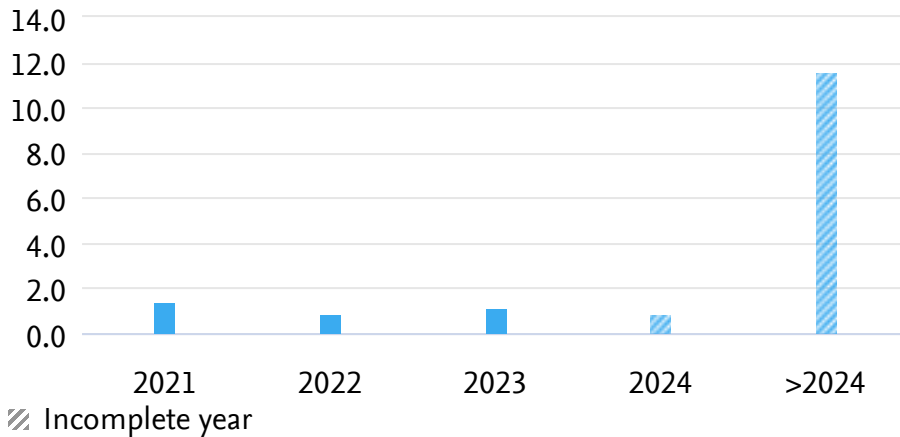
87 (7.1%)

number of publications in the top 10% journals by CiteScore

- % publications in top 10% journals
- % publications in top 1% journals
- ▨ Incomplete year

Physical Sciences: Field-Weighted Citation Impact

Entity: Covenant University · Within: Physical Sciences (THE) · Year range: 2021 to 2025 · Data source: Scopus, up to 30 Oct 2024



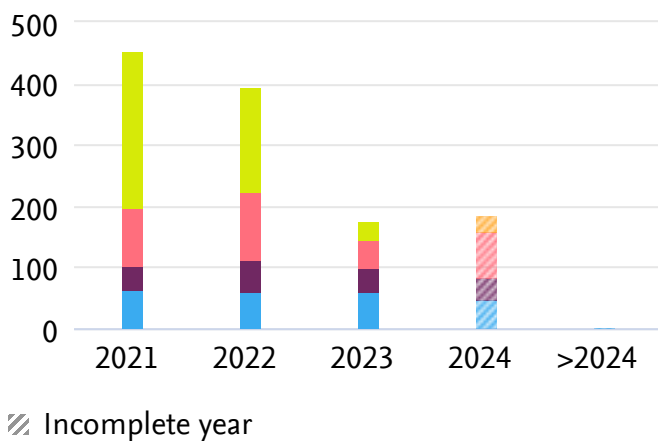
1.13

Field-Weighted Citation Impact of Covenant University

Physical Sciences: Publications by Journal quartile

Entity: Covenant University · Within: Physical Sciences (THE) · Year range: 2021 to 2025 · Data source: Scopus, up to 30 Oct 2024

Share of publications per Journal quartile by CiteScore Percentile

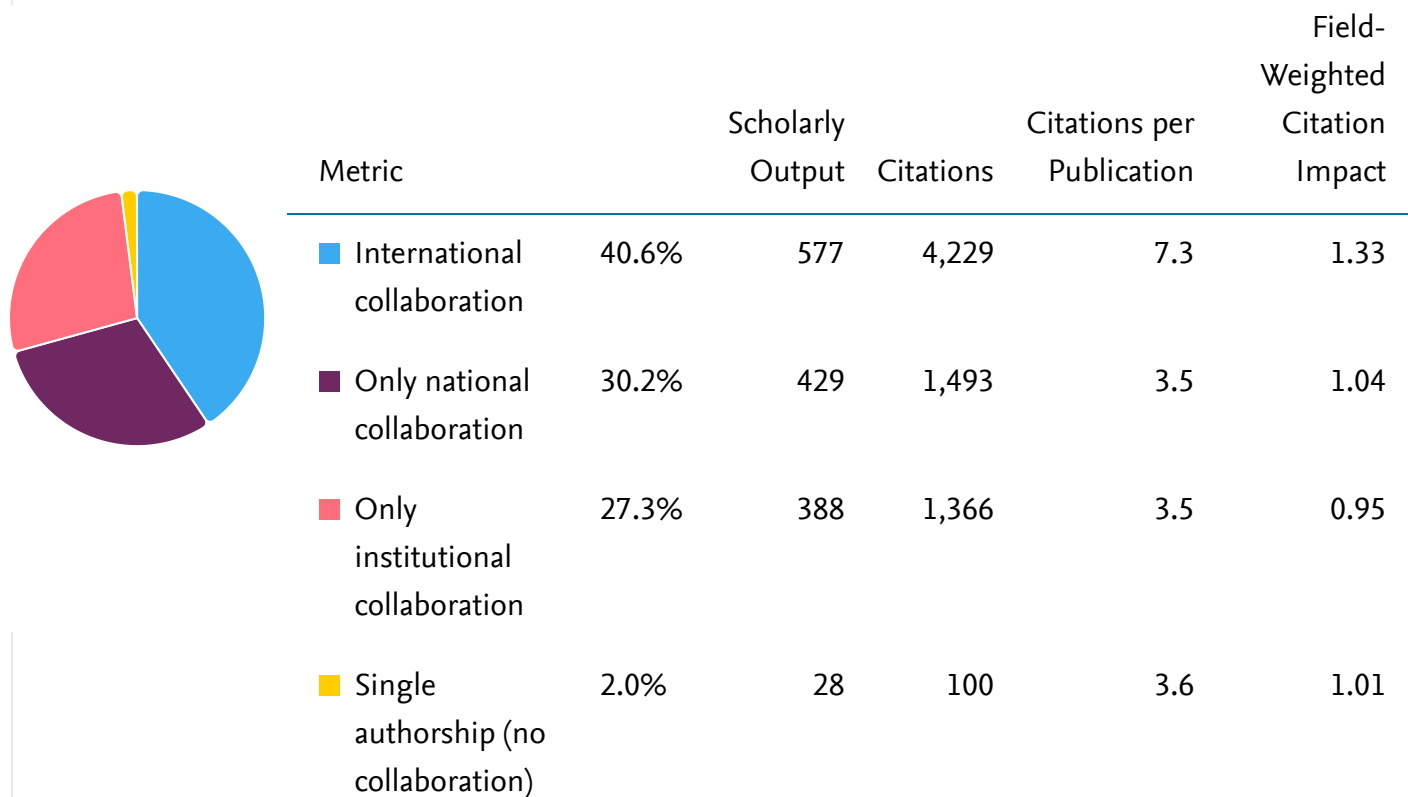


Quartiles	Publications	Publication share (%)
■ Q1 (top 25%)	240	19.7
■ Q2 (26% - 50%)	170	14.0
■ Q3 (51% - 75%)	327	26.8
■ Q4 (76% - 100%)	481	39.5
Cumulative shares	Publications	Publication share (%)
Q1 to Q2 (top 50%)	410	33.7
Q1 to Q3 (top 75%)	737	60.5

Physical Sciences: Geographical Collaboration - Overall

Entity: Covenant University · Within: Physical Sciences (THE) · Year range: 2021 to 2025 · Data source: Scopus, up to 30 Oct 2024

International, national and institutional collaboration by at Covenant University in the selected year range.



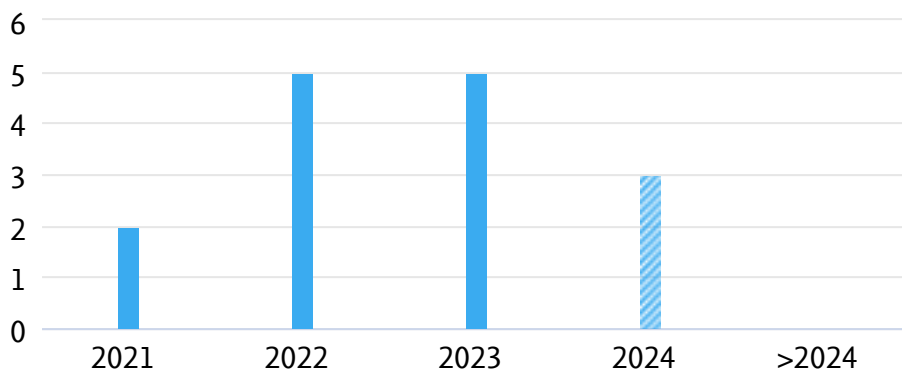
Covenant University 2024 - Part 2: Subject Areas Analysis

4/4

Covenant University Filter by publication year range:2021 to 2025

Psychology: Scholarly Output

Entity: Covenant University · Within: Psychology (THE) · Year range: 2021 to 2025 · Data source: Scopus, up to 30 Oct 2024



15

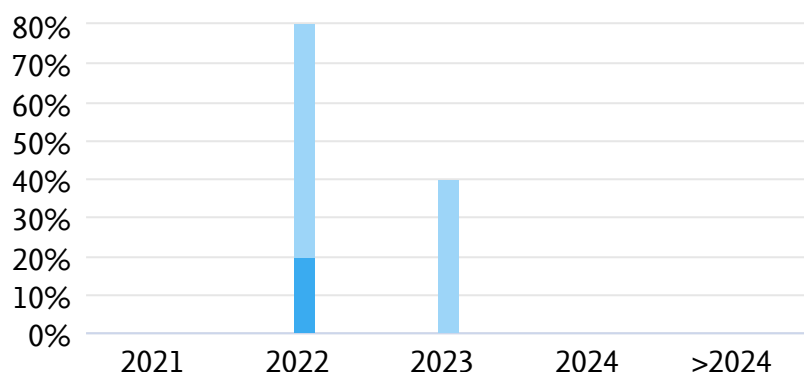
number of publications by authors at Covenant University

▨ Incomplete year

Psychology: Outputs in Top 10% Citation Percentiles (field-weighted)

Entity: Covenant University · Within: Psychology (THE) · Year range: 2021 to 2025 · Data source: Scopus, up to 30 Oct 2024

Share of publications at Covenant University that are among the most cited publications worldwide
field-weighted



6 (40.0%)

number of publications in the top 10% most cited publications worldwide

■ % publications in top 10% most cited

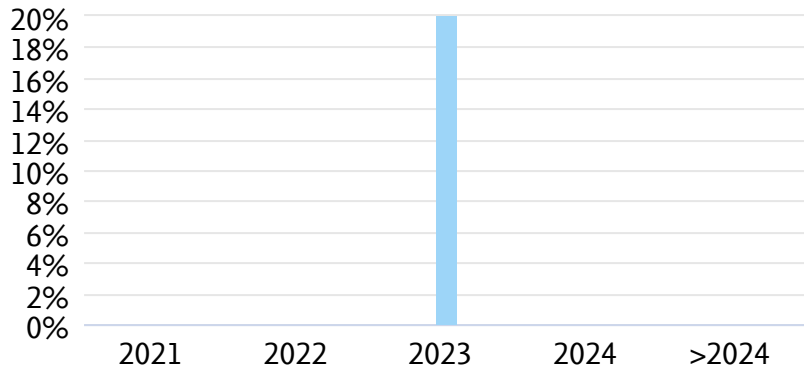
■ % publications in top 1% most cited

▨ Incomplete year

Psychology: Publications in Top Journal Percentiles by CiteScore Percentile

Entity: Covenant University · Within: Psychology (THE) · Year range: 2021 to 2025 · Data source: Scopus, up to 30 Oct 2024

Share of publications at Covenant University that are in the top journals by CiteScore Percentile



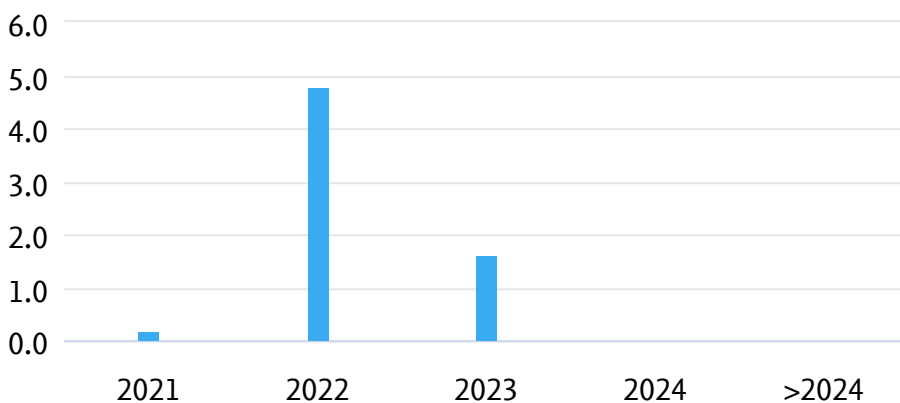
1 (7.1%)

number of publications in the top 10% journals by CiteScore

- % publications in top 10% journals
- % publications in top 1% journals
- ▨ Incomplete year

Psychology: Field-Weighted Citation Impact

Entity: Covenant University · Within: Psychology (THE) · Year range: 2021 to 2025 · Data source: Scopus, up to 30 Oct 2024



2.15

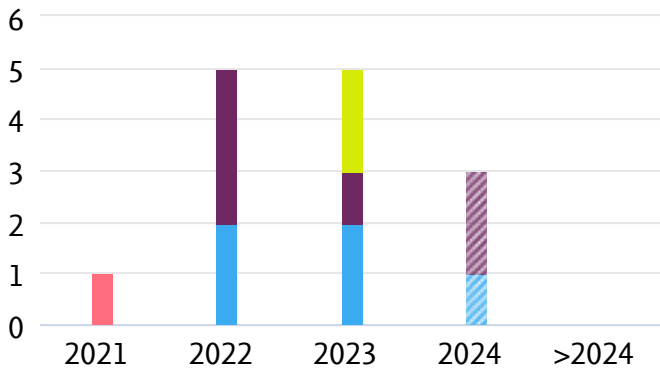
Field-Weighted Citation Impact of Covenant University

- ▨ Incomplete year

Psychology: Publications by Journal quartile

Entity: Covenant University · Within: Psychology (THE) · Year range: 2021 to 2025 · Data source: Scopus, up to 30 Oct 2024

Share of publications per Journal quartile by CiteScore Percentile



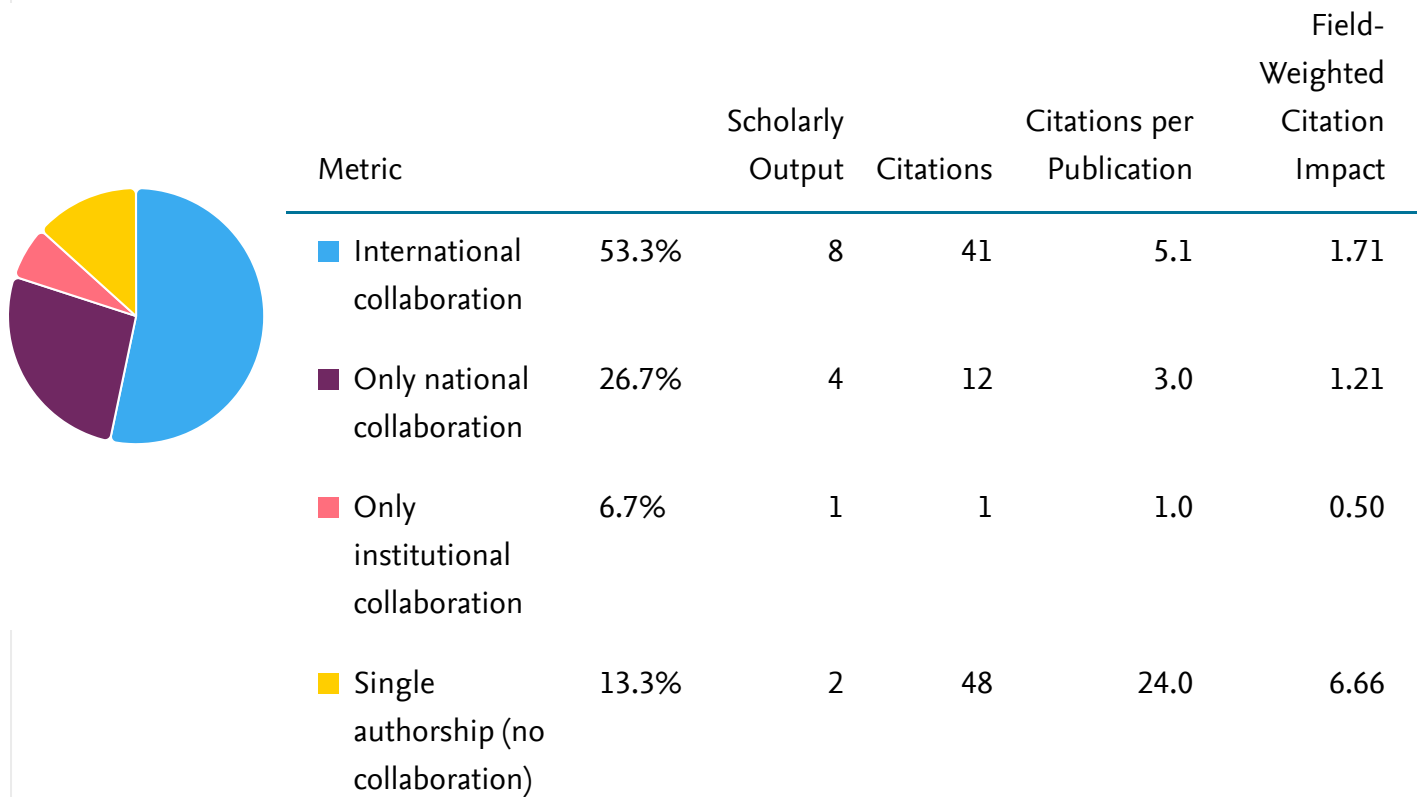
▨ Incomplete year

Quartiles	Publications	Publication share (%)
Q1 (top 25%)	5	35.7
Q2 (26% - 50%)	6	42.9
Q3 (51% - 75%)	1	7.1
Q4 (76% - 100%)	2	14.3
Cumulative shares	Publications	Publication share (%)
Q1 to Q2 (top 50%)	11	78.6
Q1 to Q3 (top 75%)	12	85.7

Psychology: Geographical Collaboration - Overall

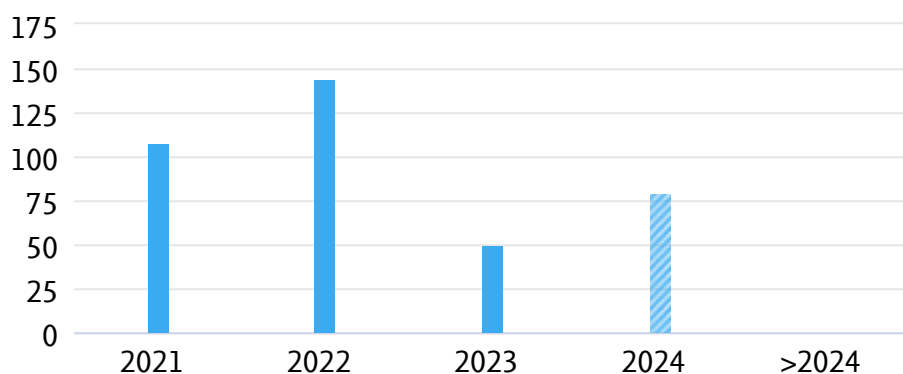
Entity: Covenant University · Within: Psychology (THE) · Year range: 2021 to 2025 · Data source: Scopus, up to 30 Oct 2024

International, national and institutional collaboration by at Covenant University in the selected year range.



Social Sciences: Scholarly Output

Entity: Covenant University · Within: Social Sciences (THE) · Year range: 2021 to 2025 · Data source: Scopus, up to 30 Oct 2024



382

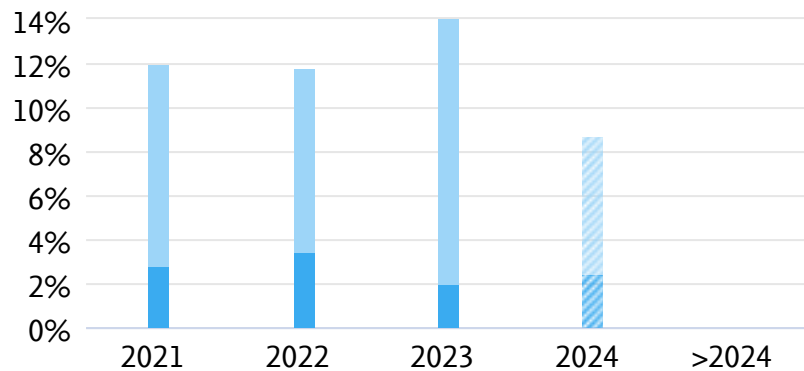
number of publications by authors at Covenant University

▨ Incomplete year

Social Sciences: Outputs in Top 10% Citation Percentiles (field-weighted)

Entity: Covenant University · Within: Social Sciences (THE) · Year range: 2021 to 2025 · Data source: Scopus, up to 30 Oct 2024

Share of publications at Covenant University that are among the most cited publications worldwide **field-weighted**



44 (11.5%)

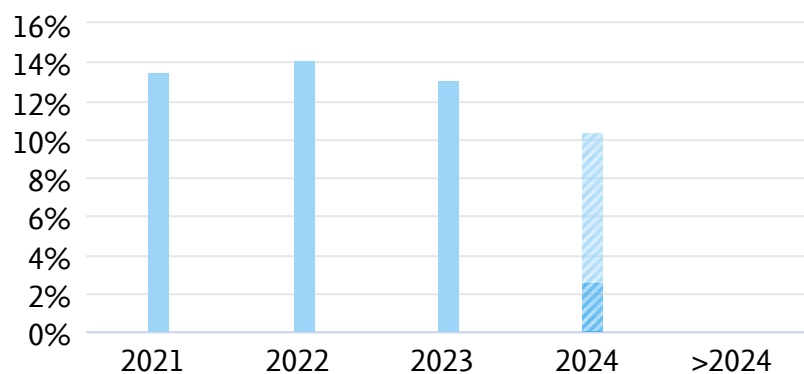
number of publications in the top 10% most cited publications worldwide

- % publications in top 10% most cited
- % publications in top 1% most cited
- ▨ Incomplete year

Social Sciences: Publications in Top Journal Percentiles by CiteScore Percentile

Entity: Covenant University · Within: Social Sciences (THE) · Year range: 2021 to 2025 · Data source: Scopus, up to 30 Oct 2024

Share of publications at Covenant University that are in the top journals by CiteScore Percentile



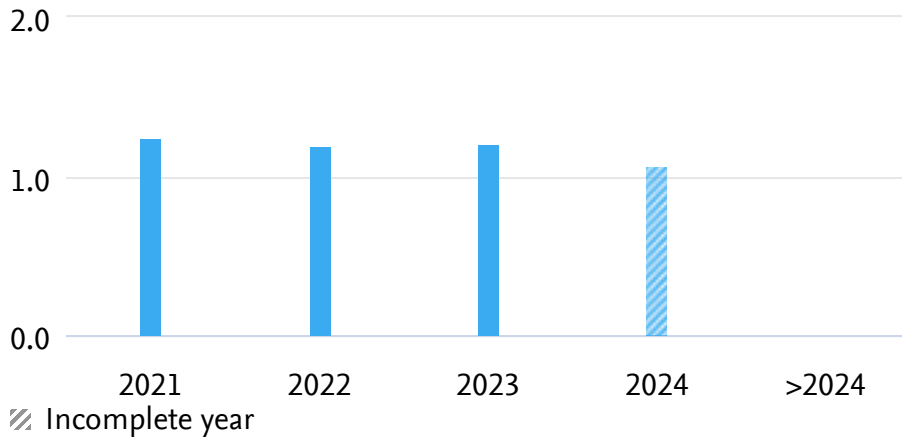
41 (12.9%)

number of publications in the top 10% journals by CiteScore

- % publications in top 10% journals
- % publications in top 1% journals
- ▨ Incomplete year

Social Sciences: Field-Weighted Citation Impact

Entity: Covenant University · Within: Social Sciences (THE) · Year range: 2021 to 2025 · Data source: Scopus, up to 30 Oct 2024



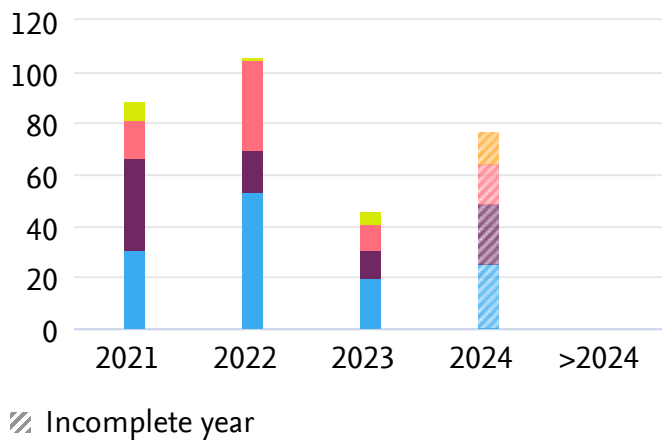
1.18

Field-Weighted Citation Impact of Covenant University

Social Sciences: Publications by Journal quartile

Entity: Covenant University · Within: Social Sciences (THE) · Year range: 2021 to 2025 · Data source: Scopus, up to 30 Oct 2024

Share of publications per Journal quartile by CiteScore Percentile

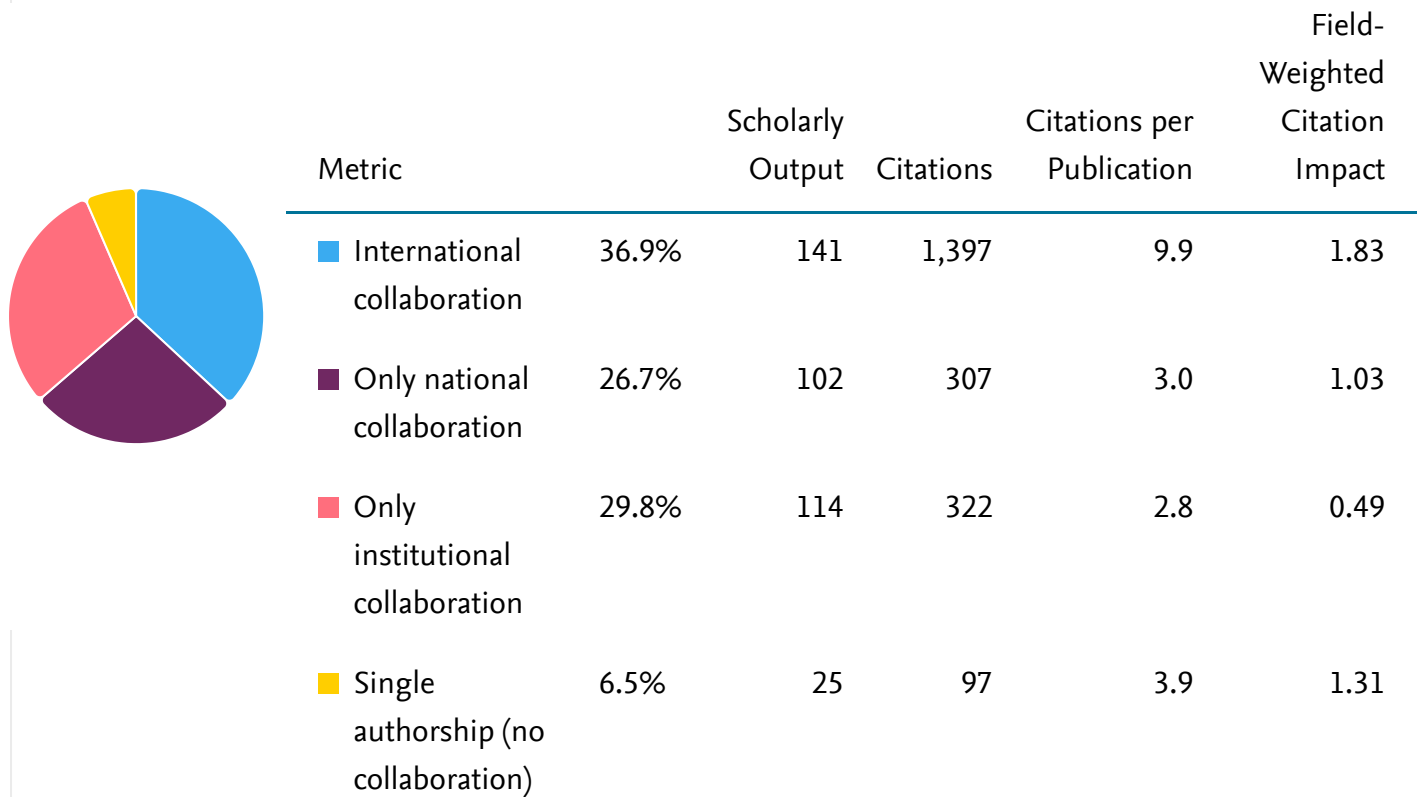


Quartiles	Publications	Publication share (%)
■ Q1 (top 25%)	131	41.2
■ Q2 (26% - 50%)	86	27.0
■ Q3 (51% - 75%)	76	23.9
■ Q4 (76% - 100%)	25	7.9
Cumulative shares	Publications	Publication share (%)
Q1 to Q2 (top 50%)	217	68.2
Q1 to Q3 (top 75%)	293	92.1

Social Sciences: Geographical Collaboration - Overall

Entity: Covenant University · Within: Social Sciences (THE) · Year range: 2021 to 2025 · Data source: Scopus, up to 30 Oct 2024

International, national and institutional collaboration by at Covenant University in the selected year range.



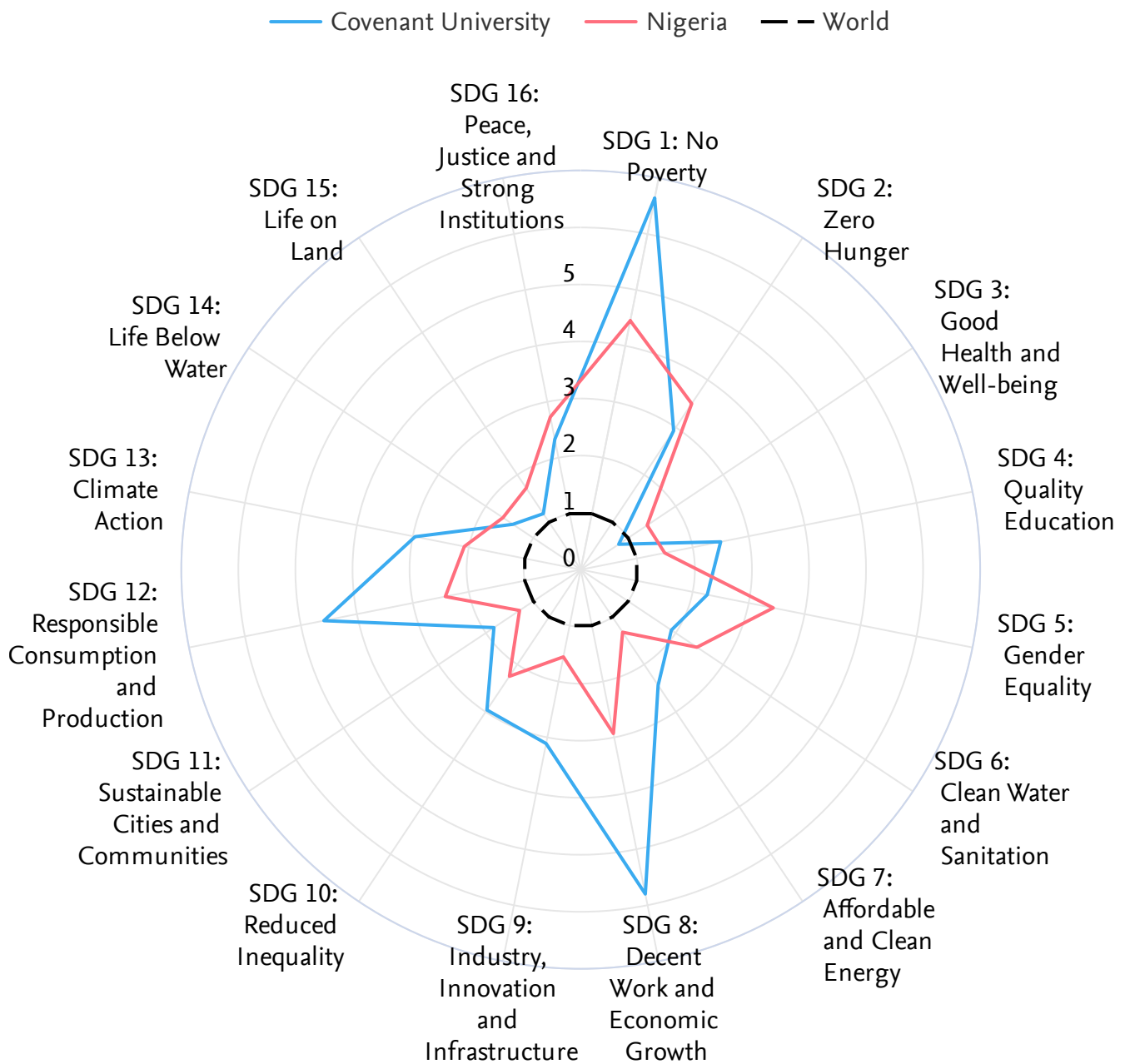
Covenant University 2024 - Part 3: SDGs 1/4

Covenant University

Filter by publication year range: 2021 to 2023

SDG Relative Activity Index

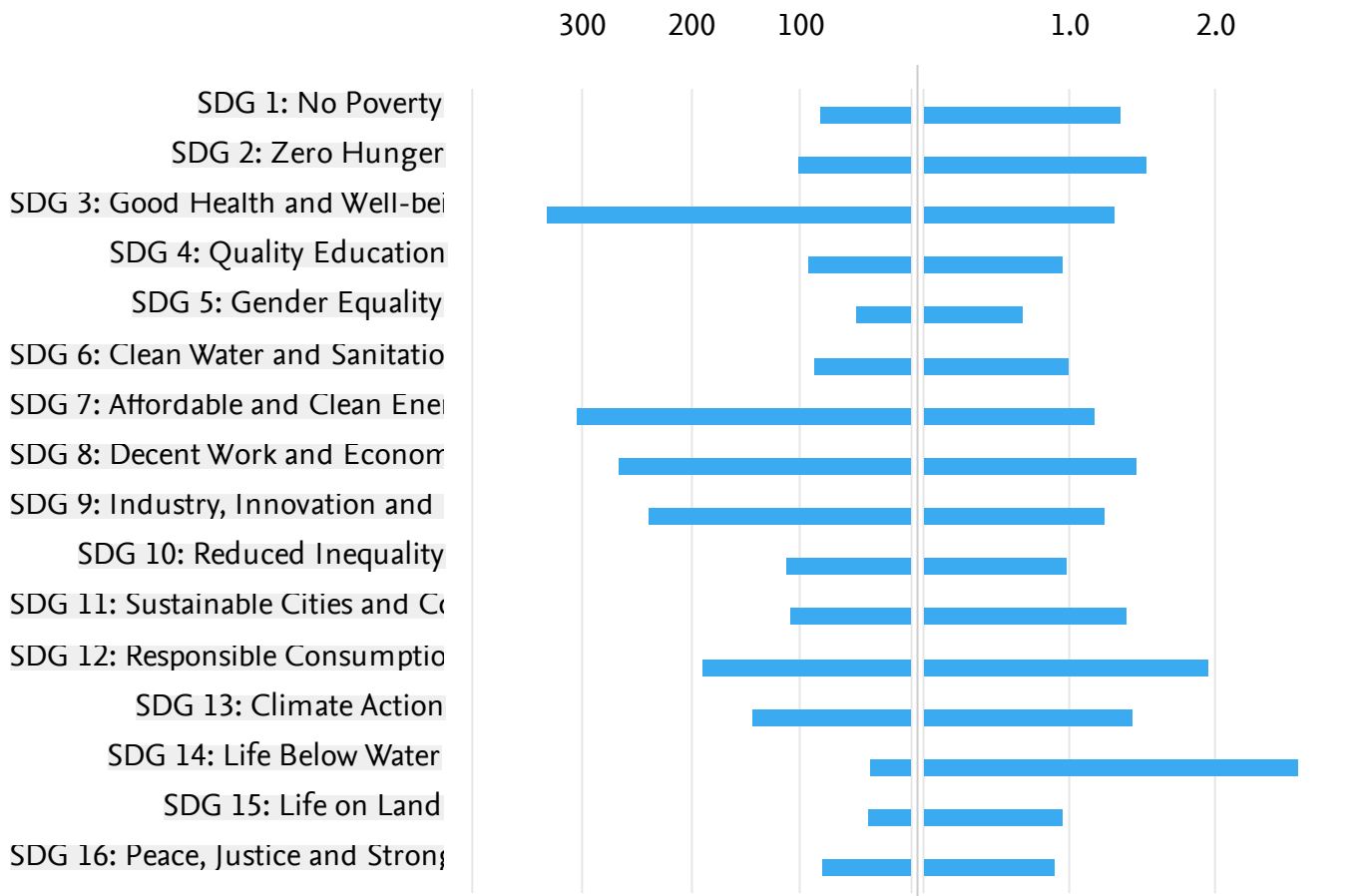
Entity: Covenant University · Within: All subject areas (THE) · Year range: 2021 to 2023 · Data source: Scopus, up to 30 Oct 2024



Publications by SDG: Output vs. FWCI

Entity: Covenant University · Within: All subject areas (THE) · Year range: 2021 to 2023 · Data source: Scopus, up to 30 Oct 2024

Scholarly Output Field-Weighted Citation Impact



Research performance within SDG 1: No Poverty (2023)

Entity: Covenant University · Within: All subject areas (THE) · Year range: 2021 to 2023 · Data source: Scopus, up to 30 Oct 2024

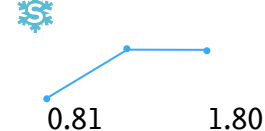
80

Scholarly Output 



1.36

Field-Weighted Citation Impact 



30

International Collaboration 



2,960

Views Count

550

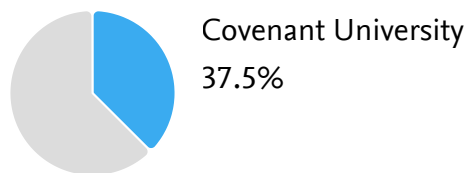
Citation Count 

Collaboration summary within SDG 1: No Poverty (2023)

Entity: Covenant University · Within: All subject areas (THE) · Year range: 2021 to 2023 · Data source: Scopus, up to 30 Oct 2024

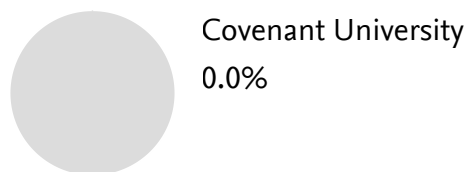
International Collaboration

Publications co-authored with Institutions in other countries/regions




Academic-Corporate Collaboration


Publications with both academic and corporate affiliations



Top keyphrases within SDG 1: No Poverty (2023)

Entity: Covenant University · Within: All subject areas (THE) · Year range: 2021 to 2023 · Data source: Scopus, up to 30 Oct 2024

Top keyphrases by  relevance

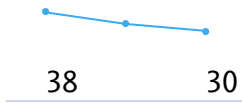


Research performance within SDG 2: Zero Hunger (2023)

Entity: Covenant University · Within: All subject areas (THE) · Year range: 2021 to 2023 · Data source: Scopus, up to 30 Oct 2024

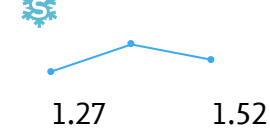
101

Scholarly Output 



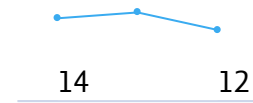
1.53

Field-Weighted Citation Impact 



41

International Collaboration 



3,213

Views Count

719

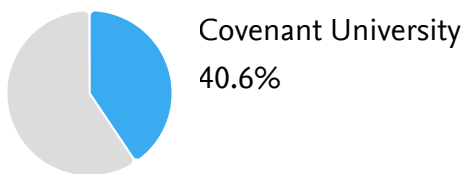
Citation Count 

Collaboration summary within SDG 2: Zero Hunger (2023)

Entity: Covenant University · Within: All subject areas (THE) · Year range: 2021 to 2023 · Data source: Scopus, up to 30 Oct 2024

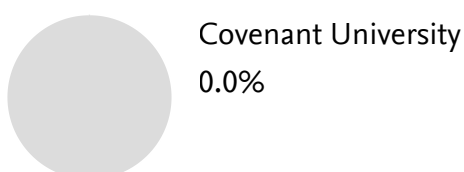
International Collaboration

Publications co-authored with Institutions in other countries/regions




Academic-Corporate Collaboration


Publications with both academic and corporate affiliations



Top keyphrases within SDG 2: Zero Hunger (2023)

Entity: Covenant University · Within: All subject areas (THE) · Year range: 2021 to 2023 · Data source: Scopus, up to 30 Oct 2024

Top keyphrases by  relevance



Research performance within SDG 3: Good Health and Well-being (2023)

Entity: Covenant University · Within: All subject areas (THE) · Year range: 2021 to 2023 · Data source: Scopus, up to 30 Oct 2024


330

Scholarly Output 

114 104

1.32

Field-Weighted Citation Impact


1.39 1.22

141

International Collaboration 

51 46

9,103

Views Count

2,967

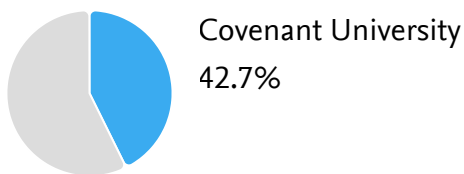
Citation Count 

Collaboration summary within SDG 3: Good Health and Well-being (2023)

Entity: Covenant University · Within: All subject areas (THE) · Year range: 2021 to 2023 · Data source: Scopus, up to 30 Oct 2024

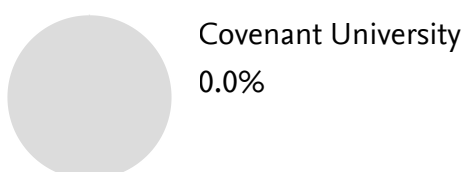
International Collaboration

Publications co-authored with Institutions in other countries/regions




Academic-Corporate Collaboration

Publications with both academic and corporate affiliations



Top keyphrases within SDG 3: Good Health and Well-being (2023)

Entity: Covenant University · Within: All subject areas (THE) · Year range: 2021 to 2023 · Data source: Scopus, up to 30 Oct 2024

Top keyphrases by  relevance



Research performance within SDG 4: Quality Education (2023)

Entity: Covenant University · Within: All subject areas (THE) · Year range: 2021 to 2023 · Data source: Scopus, up to 30 Oct 2024

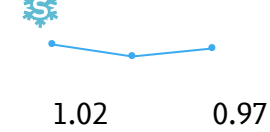
91

Scholarly Output 




0.96

Field-Weighted Citation Impact 



38

International Collaboration 



4,207

Views Count

425

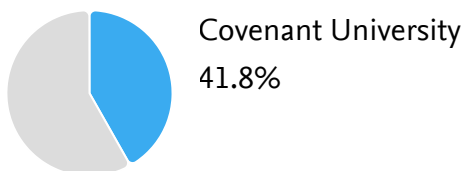
Citation Count 

Collaboration summary within SDG 4: Quality Education (2023)

Entity: Covenant University · Within: All subject areas (THE) · Year range: 2021 to 2023 · Data source: Scopus, up to 30 Oct 2024

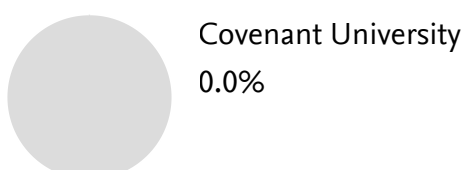
International Collaboration

Publications co-authored with Institutions in other countries/regions



Academic-Corporate Collaboration

Publications with both academic and corporate affiliations



Top keyphrases within SDG 4: Quality Education (2023)

Entity: Covenant University · Within: All subject areas (THE) · Year range: 2021 to 2023 · Data source: Scopus, up to 30 Oct 2024

Top keyphrases by relevance



Research performance within SDG 5: Gender Equality (2023)

Entity: Covenant University · Within: All subject areas (THE) · Year range: 2021 to 2023 · Data source: Scopus, up to 30 Oct 2024

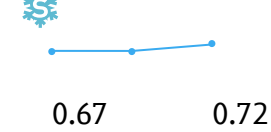
48

Scholarly Output 



0.68

Field-Weighted Citation Impact 



22

International Collaboration 



1,396

Views Count

177

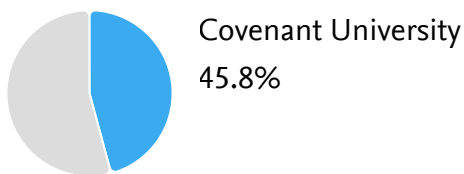
Citation Count 

Collaboration summary within SDG 5: Gender Equality (2023)

Entity: Covenant University · Within: All subject areas (THE) · Year range: 2021 to 2023 · Data source: Scopus, up to 30 Oct 2024

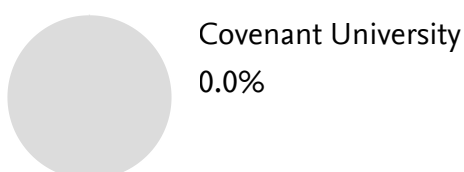
International Collaboration

Publications co-authored with Institutions in other countries/regions




Academic-Corporate Collaboration

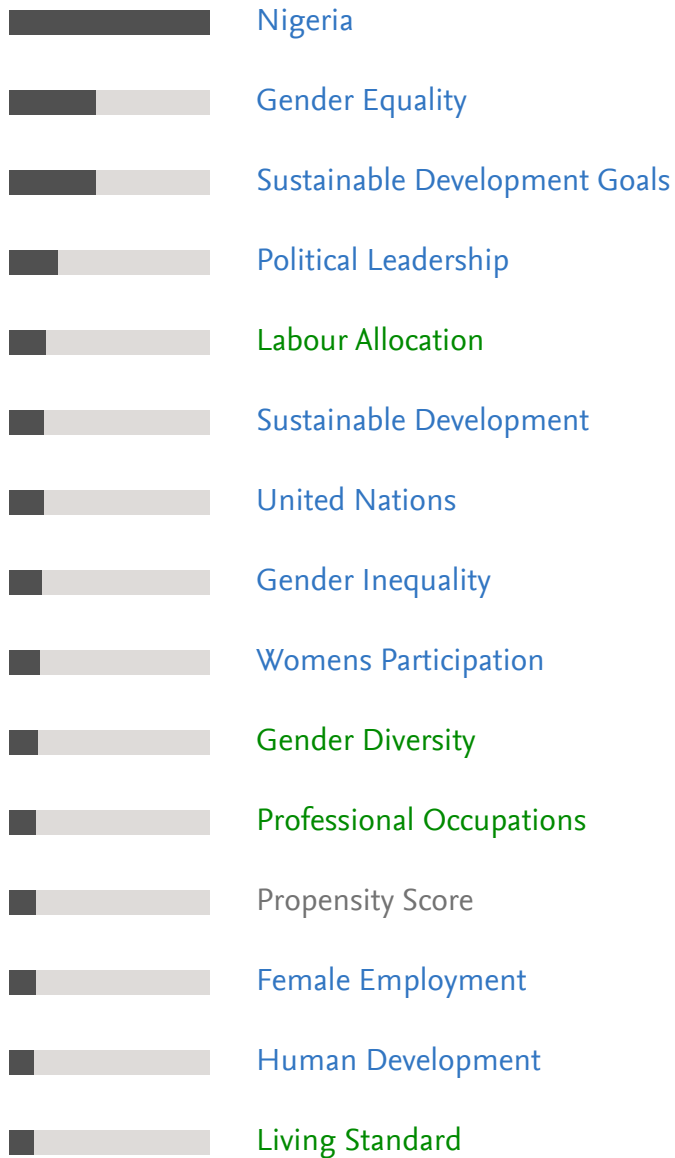
Publications with both academic and corporate affiliations



Top keyphrases within SDG 5: Gender Equality (2023)

Entity: Covenant University · Within: All subject areas (THE) · Year range: 2021 to 2023 · Data source: Scopus, up to 30 Oct 2024

Top keyphrases by  relevance



Research performance within SDG 6: Clean Water and Sanitation (2023)

Entity: Covenant University · Within: All subject areas (THE) · Year range: 2021 to 2023 · Data source: Scopus, up to 30 Oct 2024

86

Scholarly Output 

31 27

1.00

Field-Weighted Citation Impact 

0.92 1.32

38

International Collaboration 

17 10

2,227

Views Count

889

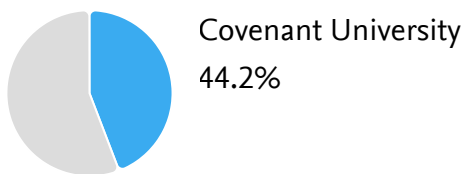
Citation Count 

Collaboration summary within SDG 6: Clean Water and Sanitation (2023)

Entity: Covenant University · Within: All subject areas (THE) · Year range: 2021 to 2023 · Data source: Scopus, up to 30 Oct 2024

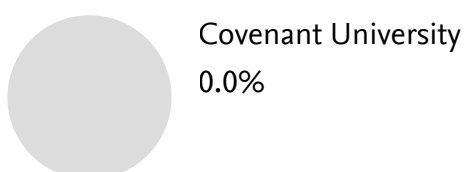
International Collaboration

Publications co-authored with Institutions in other countries/regions



Academic-Corporate Collaboration

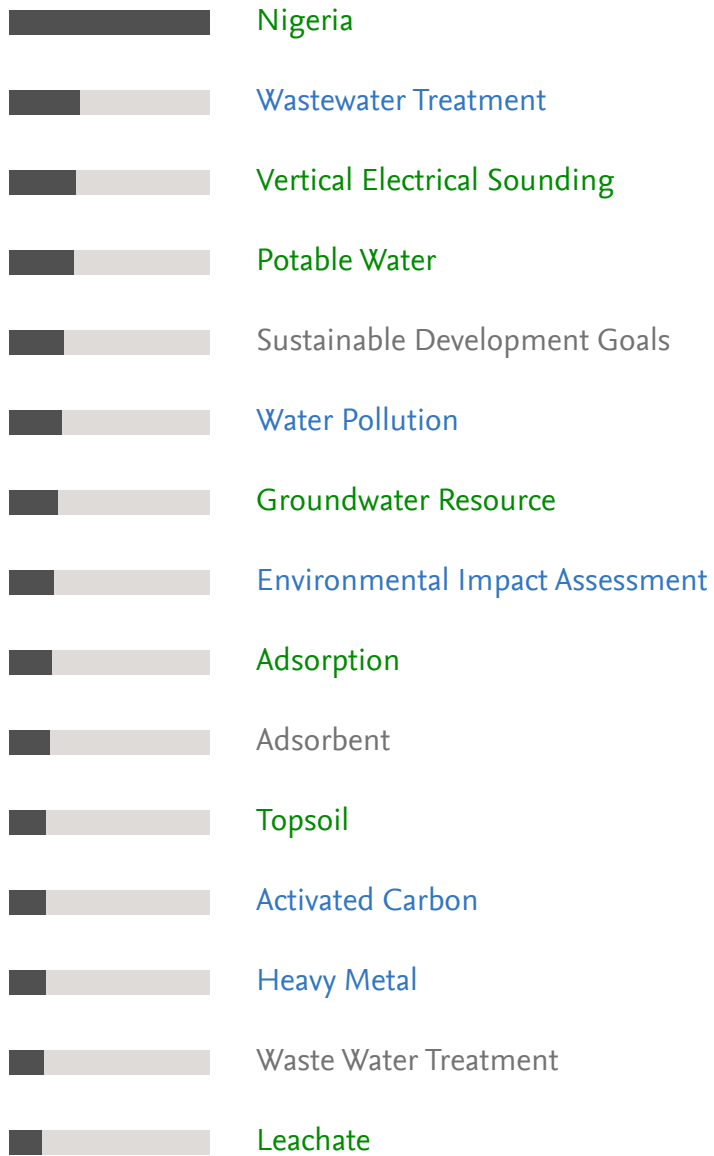
Publications with both academic and corporate affiliations



Top keyphrases within SDG 6: Clean Water and Sanitation (2023)

Entity: Covenant University · Within: All subject areas (THE) · Year range: 2021 to 2023 · Data source: Scopus, up to 30 Oct 2024

Top keyphrases by relevance



Covenant University 2024 - Part 3: SDGs 2/4

Covenant University

Filter by publication year range: 2021 to 2023

Research performance within SDG 7: Affordable and Clean Energy (2023)

Entity: Covenant University · Within: All subject areas (THE) · Year range: 2021 to 2023 · Data source: Scopus, up to 30 Oct 2024

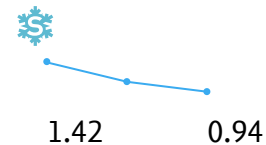
304

Scholarly Output 



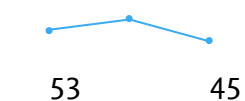
1.18

Field-Weighted Citation Impact 



158

International Collaboration 



8,844

Views Count

2,420

Citation Count 

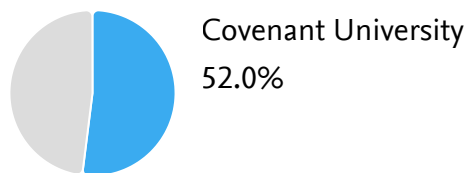
Collaboration summary within SDG 7:

Affordable and Clean Energy (2023)

Entity: Covenant University · Within: All subject areas (THE) · Year range: 2021 to 2023 · Data source: Scopus, up to 30 Oct 2024

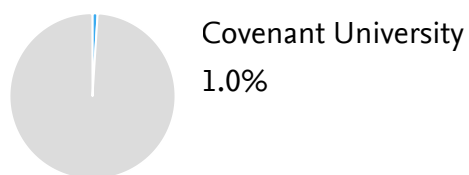
International Collaboration

Publications co-authored with Institutions in other countries/regions




Academic-Corporate Collaboration

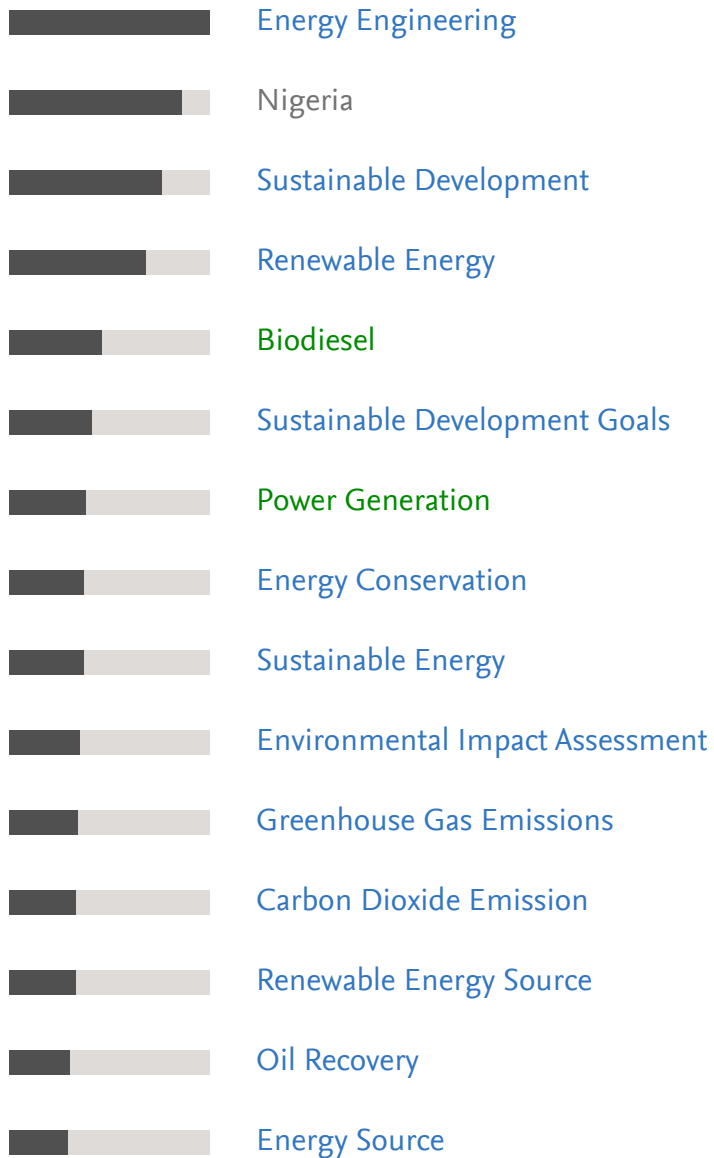
Publications with both academic and corporate affiliations



Top keyphrases within SDG 7: Affordable and Clean Energy (2023)

Entity: Covenant University · Within: All subject areas (THE) · Year range: 2021 to 2023 · Data source: Scopus, up to 30 Oct 2024

Top keyphrases by  relevance

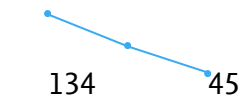


Research performance within SDG 8: Decent Work and Economic Growth (2023)

Entity: Covenant University · Within: All subject areas (THE) · Year range: 2021 to 2023 · Data source: Scopus, up to 30 Oct 2024

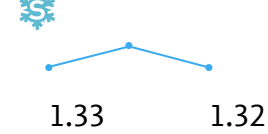
264

Scholarly Output 




1.46

Field-Weighted Citation Impact 



90

International Collaboration 



11,218

Views Count

2,762

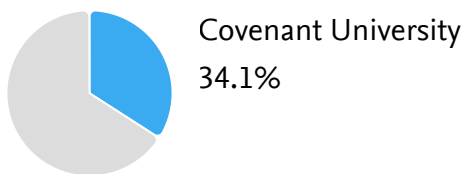
Citation Count 

Collaboration summary within SDG 8: Decent Work and Economic Growth (2023)

Entity: Covenant University · Within: All subject areas (THE) · Year range: 2021 to 2023 · Data source: Scopus, up to 30 Oct 2024

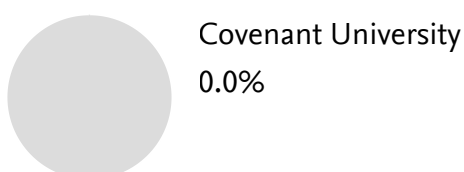
International Collaboration

Publications co-authored with Institutions in other countries/regions




Academic-Corporate Collaboration


Publications with both academic and corporate affiliations



Top keyphrases within SDG 8: Decent Work and Economic Growth (2023)

Entity: Covenant University · Within: All subject areas (THE) · Year range: 2021 to 2023 · Data source: Scopus, up to 30 Oct 2024

Top keyphrases by  relevance




Research performance within SDG 9: Industry, Innovation and Infrastructure (2023)

Entity: Covenant University · Within: All subject areas (THE) · Year range: 2021 to 2023 · Data source: Scopus, up to 30 Oct 2024

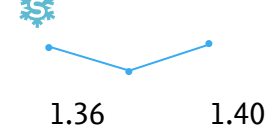
238

Scholarly Output 



1.24

Field-Weighted Citation Impact 



98

International Collaboration 



10,740

Views Count

2,406

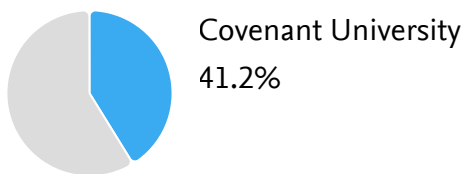
Citation Count 

Collaboration summary within SDG 9: Industry, Innovation and Infrastructure (2023)

Entity: Covenant University · Within: All subject areas (THE) · Year range: 2021 to 2023 · Data source: Scopus, up to 30 Oct 2024

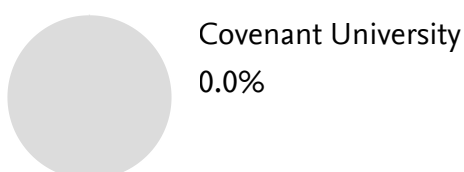
International Collaboration

Publications co-authored with Institutions in other countries/regions



Academic-Corporate Collaboration

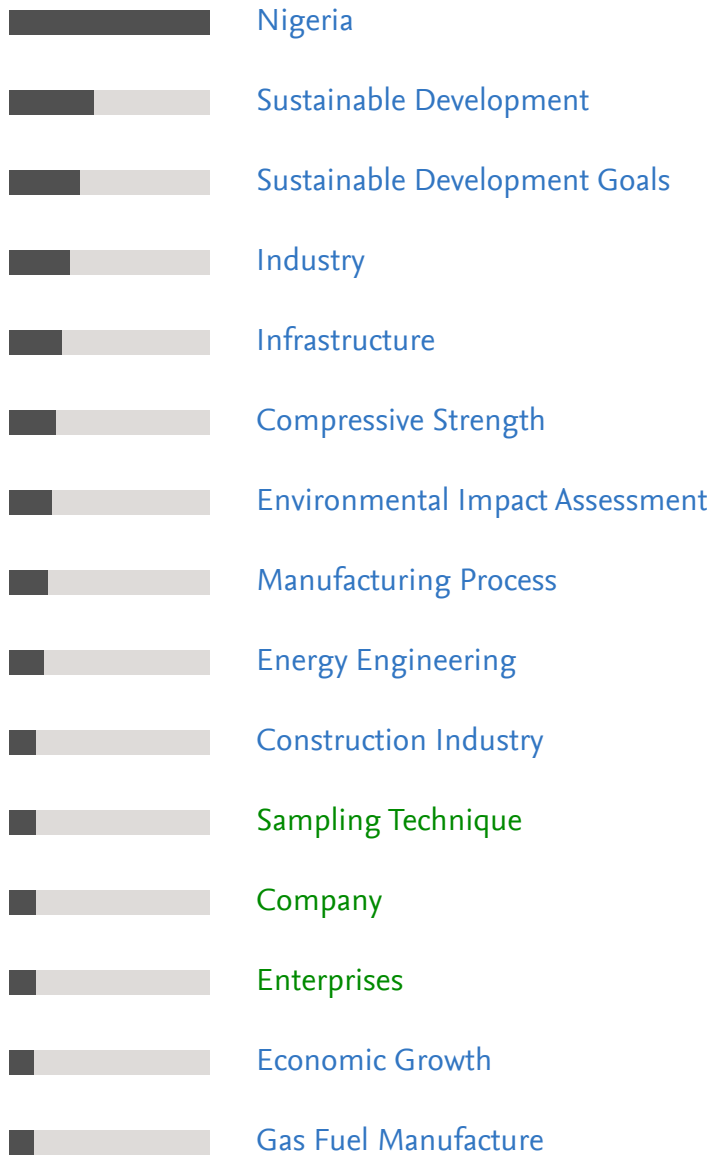
Publications with both academic and corporate affiliations



Top keyphrases within SDG 9: Industry, Innovation and Infrastructure (2023)

Entity: Covenant University · Within: All subject areas (THE) · Year range: 2021 to 2023 · Data source: Scopus, up to 30 Oct 2024

Top keyphrases by relevance



Research performance within SDG 10: Reduced Inequality (2023)

Entity: Covenant University · Within: All subject areas (THE) · Year range: 2021 to 2023 · Data source: Scopus, up to 30 Oct 2024

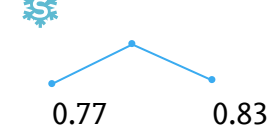
111

Scholarly Output 



0.99

Field-Weighted Citation Impact 



41

International Collaboration 



3,569

Views Count

639

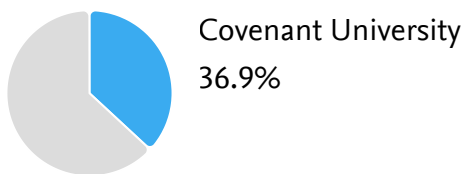
Citation Count 

Collaboration summary within SDG 10: Reduced Inequality (2023)

Entity: Covenant University · Within: All subject areas (THE) · Year range: 2021 to 2023 · Data source: Scopus, up to 30 Oct 2024

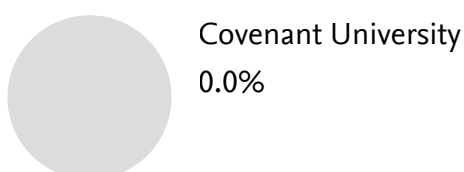
International Collaboration

Publications co-authored with Institutions in other countries/regions



Academic-Corporate Collaboration


Publications with both academic and corporate affiliations



Top keyphrases within SDG 10: Reduced Inequality (2023)

Entity: Covenant University · Within: All subject areas (THE) · Year range: 2021 to 2023 · Data source: Scopus, up to 30 Oct 2024

Top keyphrases by relevance

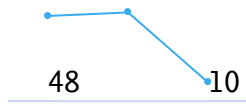


Research performance within SDG 11: Sustainable Cities and Communities (2023)


Entity: Covenant University · Within: All subject areas (THE) · Year range: 2021 to 2023 · Data source: Scopus, up to 30 Oct 2024

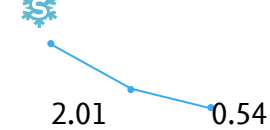
108

Scholarly Output 



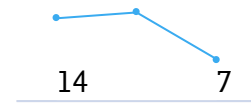
1.40

Field-Weighted Citation Impact 



36

International Collaboration 



3,789

Views Count

1,226

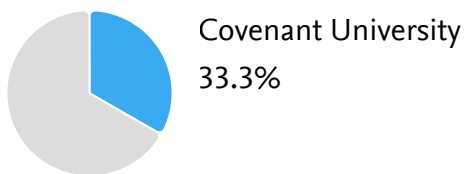
Citation Count 

Collaboration summary within SDG 11: Sustainable Cities and Communities (2023)

Entity: Covenant University · Within: All subject areas (THE) · Year range: 2021 to 2023 · Data source: Scopus, up to 30 Oct 2024

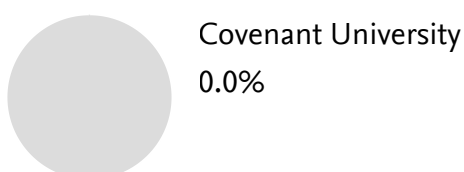
International Collaboration

Publications co-authored with Institutions in other countries/regions



Academic-Corporate Collaboration

Publications with both academic and corporate affiliations



Top keyphrases within SDG 11: Sustainable Cities and Communities (2023)

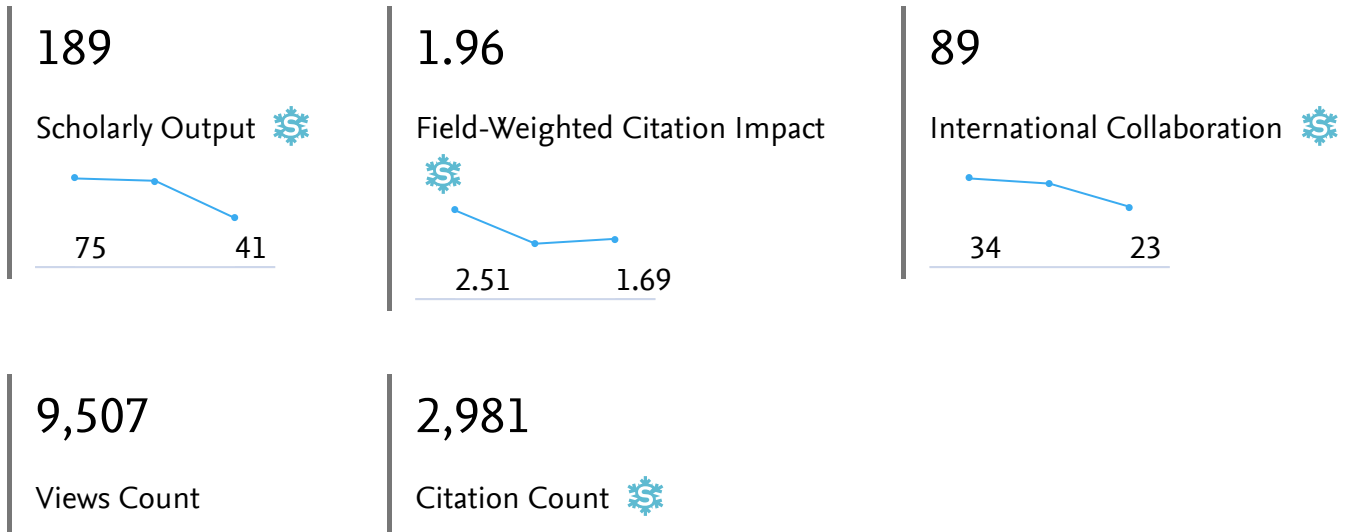
Entity: Covenant University · Within: All subject areas (THE) · Year range: 2021 to 2023 · Data source: Scopus, up to 30 Oct 2024

Top keyphrases by relevance



Research performance within SDG 12: Responsible Consumption and Production (2023)

Entity: Covenant University · Within: All subject areas (THE) · Year range: 2021 to 2023 · Data source: Scopus, up to 30 Oct 2024

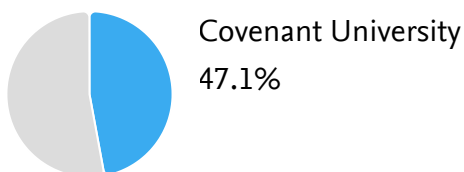


Collaboration summary within SDG 12: Responsible Consumption and Production (2023)

Entity: Covenant University · Within: All subject areas (THE) · Year range: 2021 to 2023 · Data source: Scopus, up to 30 Oct 2024

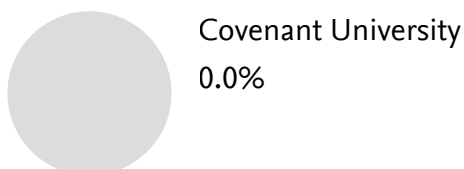
International Collaboration

Publications co-authored with Institutions in other countries/regions




Academic-Corporate Collaboration

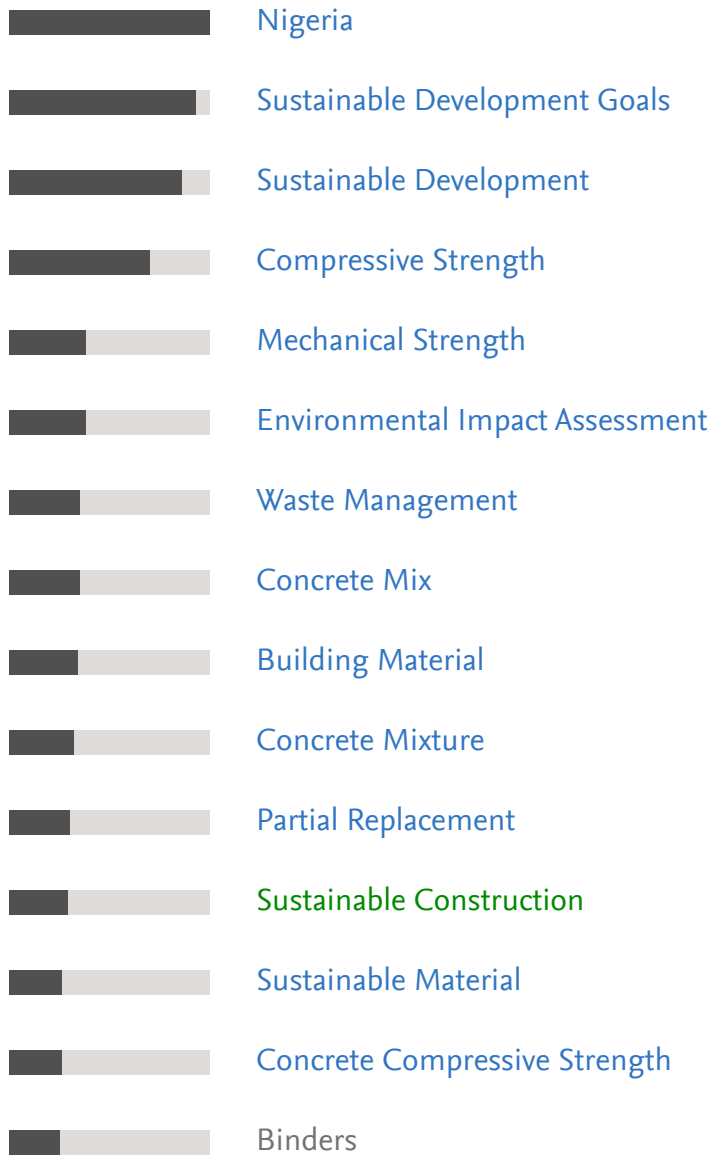
Publications with both academic and corporate affiliations



Top keyphrases within SDG 12: Responsible Consumption and Production (2023)

Entity: Covenant University · Within: All subject areas (THE) · Year range: 2021 to 2023 · Data source: Scopus, up to 30 Oct 2024

Top keyphrases by  relevance




Covenant University 2024 - Part 3: SDGs 3/4

Research performance within SDG 13: Climate Action (2023)

Entity: Covenant University · Within: All subject areas (THE) · Year range: 2021 to 2023 · Data source: Scopus, up to 30 Oct 2024

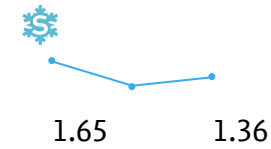
142

Scholarly Output 



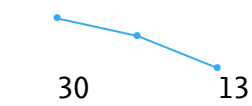
1.44

Field-Weighted Citation Impact 



67

International Collaboration 



5,076

Views Count

1,807

Citation Count 

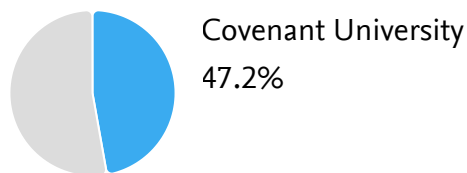
Collaboration summary within SDG 13:

Climate Action (2023)

Entity: Covenant University · Within: All subject areas (THE) · Year range: 2021 to 2023 · Data source: Scopus, up to 30 Oct 2024

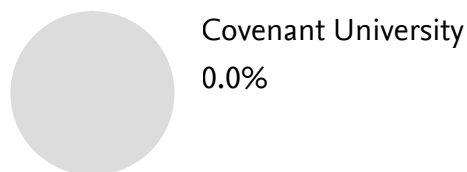
International Collaboration

Publications co-authored with Institutions in other countries/regions




Academic-Corporate Collaboration


Publications with both academic and corporate affiliations



Top keyphrases within SDG 13: Climate Action (2023)

Entity: Covenant University · Within: All subject areas (THE) · Year range: 2021 to 2023 · Data source: Scopus, up to 30 Oct 2024

Top keyphrases by  relevance



Research performance within SDG 14: Life Below Water (2023)


Entity: Covenant University · Within: All subject areas (THE) · Year range: 2021 to 2023 · Data source: Scopus, up to 30 Oct 2024

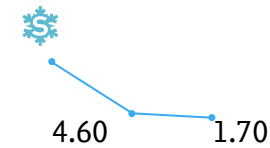
34

Scholarly Output 



2.58

Field-Weighted Citation Impact 



17

International Collaboration 



1,558

Views Count

939

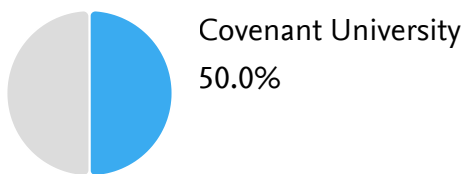
Citation Count 

Collaboration summary within SDG 14: Life Below Water (2023)

Entity: Covenant University · Within: All subject areas (THE) · Year range: 2021 to 2023 · Data source: Scopus, up to 30 Oct 2024


International Collaboration

Publications co-authored with Institutions in other countries/regions




Academic-Corporate Collaboration

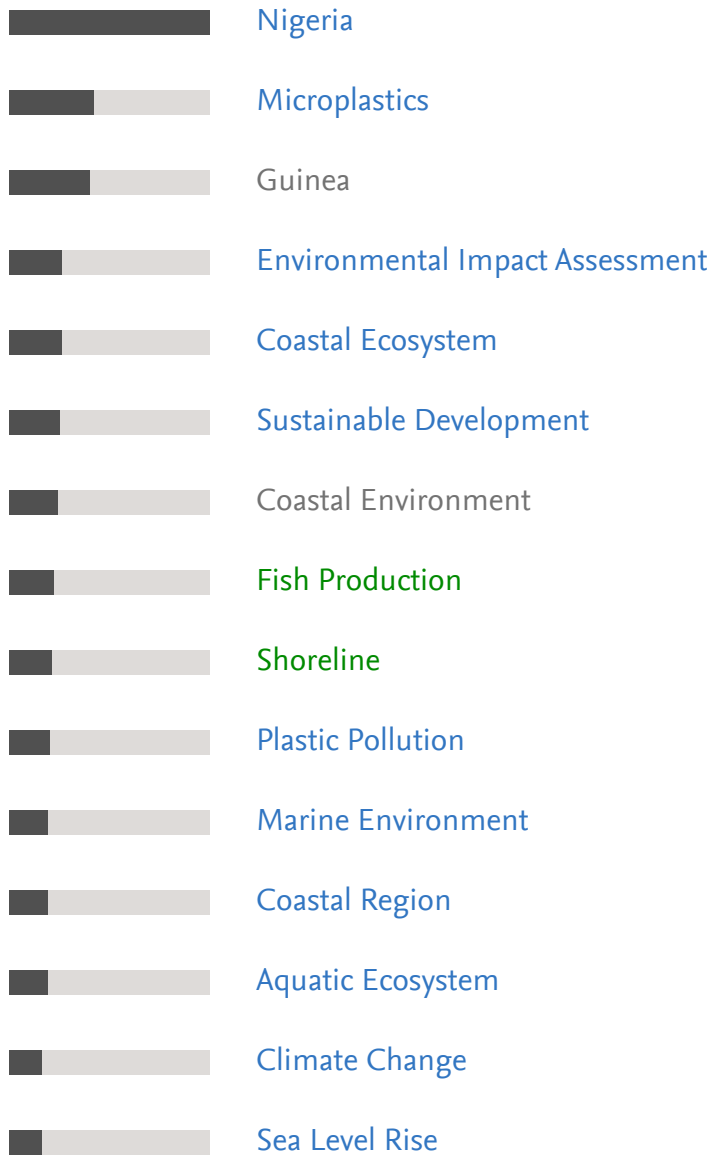
Publications with both academic and corporate affiliations



Top keyphrases within SDG 14: Life Below Water (2023)

Entity: Covenant University · Within: All subject areas (THE) · Year range: 2021 to 2023 · Data source: Scopus, up to 30 Oct 2024

Top keyphrases by  relevance




Research performance within SDG 15: Life on Land (2023)

Entity: Covenant University · Within: All subject areas (THE) · Year range: 2021 to 2023 · Data source: Scopus, up to 30 Oct 2024

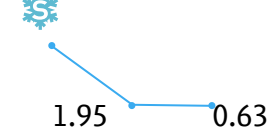
37

Scholarly Output 



0.96

Field-Weighted Citation Impact 



13

International Collaboration 



824

Views Count

201

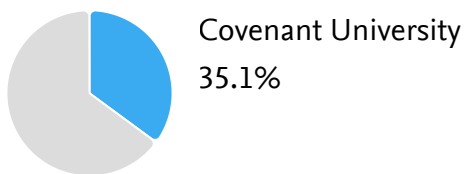
Citation Count 

Collaboration summary within SDG 15: Life on Land (2023)

Entity: Covenant University · Within: All subject areas (THE) · Year range: 2021 to 2023 · Data source: Scopus, up to 30 Oct 2024


International Collaboration

Publications co-authored with Institutions in other countries/regions




Academic-Corporate Collaboration

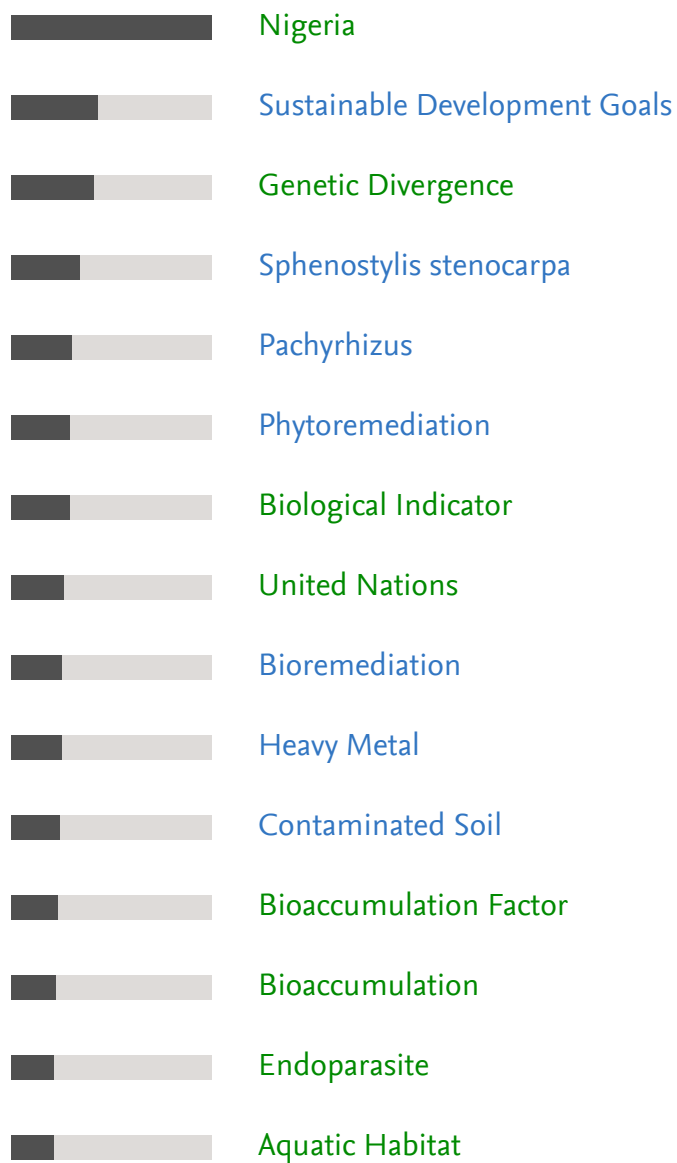
Publications with both academic and corporate affiliations



Top keyphrases within SDG 15: Life on Land (2023)

Entity: Covenant University · Within: All subject areas (THE) · Year range: 2021 to 2023 · Data source: Scopus, up to 30 Oct 2024

Top keyphrases by  relevance

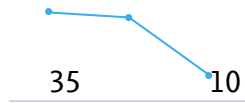


Research performance within SDG 16: Peace, Justice and Strong Institutions (2023)

Entity: Covenant University · Within: All subject areas (THE) · Year range: 2021 to 2023 · Data source: Scopus, up to 30 Oct 2024

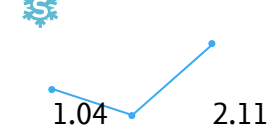
78

Scholarly Output 



0.91

Field-Weighted Citation Impact 



27

International Collaboration 



2,552

Views Count

374

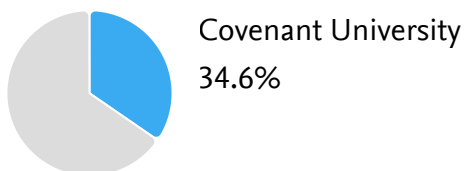
Citation Count 

Collaboration summary within SDG 16: Peace, Justice and Strong Institutions (2023)

Entity: Covenant University · Within: All subject areas (THE) · Year range: 2021 to 2023 · Data source: Scopus, up to 30 Oct 2024

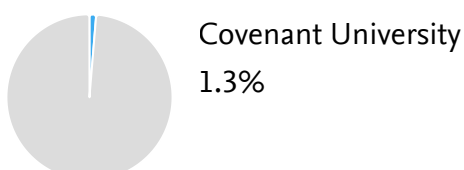
International Collaboration

Publications co-authored with Institutions in other countries/regions



Academic-Corporate Collaboration

Publications with both academic and corporate affiliations



Top keyphrases within SDG 16: Peace, Justice and Strong Institutions (2023)

Entity: Covenant University · Within: All subject areas (THE) · Year range: 2021 to 2023 · Data source: Scopus, up to 30 Oct 2024

Top keyphrases by relevance



THE Impact Rankings - Metric Summary

THE Impact Rankings · Entity: Covenant University · Within: All subject areas (THE) · Data source: Scopus, up to 30 Oct 2024

401–600

Impact Rankings (THE)

69.9–75.7

Overall Score (THE)

Top scoring SDGs



Goal 7

Affordable and Clean Energy



Goal 12

Responsible Consumption and Production



Goal 16

Peace, Justice and Strong Institutions



Goal 17

Partnerships for the Goals

THE Impact Rankings - SDG Rankings Overview

THE Impact Rankings 2024 · Entity: Covenant University · Within: All subject areas (THE) · Data source: Scopus, up to 30 Oct 2024

SDG 2024	SDG Rank (THE)	SDG Score (THE)	Scholarly Output (THE)	Field-Weighted Citation Impact - 5 year (THE)	Output in Top 10% Journals (THE)
SDG 1: No Poverty	201–300	57.0–62.3	142	1.60	-
SDG 2: Zero Hunger	201–300	54.4–61.5	129	1.73	14
SDG 3: Good Health and Well-being	801–1000	43.1–51.1	453	-	-
SDG 4: Quality Education	401–600	56.3–62.0	145	-	22
SDG 5: Gender Equality	601–800	42.1–48.1	77	-	11
SDG 6: Clean Water and Sanitation	301–400	48.4–55.3	143	1.07	18
SDG 7: Affordable and Clean Energy	101–200	63.4–69.1	557	1.25	57
SDG 8: Decent Work and Economic Growth	601–800	43.1–52.7	427	-	48
SDG 9: Industry, Innovation and Infrastructure	301–400	57.3–65.1	419	-	-
SDG 10: Reduced Inequality	601–800	37.0–47.1	193	1.44	23
SDG 11: Sustainable Cities and Communities	401–600	44.9–56.6	204	1.32	21

THE Impact Rankings - SDG Rankings Overview




















SDG 2024	SDG Rank (THE)	SDG Score (THE)	Scholarly Output (THE)	Field-Weighted Citation Impact - 5 year (THE)	Output in Top 10% Journals (THE)
SDG 12: Responsible Consumption and Production	201–300	65.6–73.0	334	1.86	40
SDG 13: Climate Action	201–300	53.5–60.6	226	1.86	26
SDG 14: Life Below Water	201–300	48.3–58.7	51	2.98	11
SDG 15: Life on Land	301–400	45.8–55.1	46	1.18	3
SDG 16: Peace, Justice and Strong Institutions	101–200	72.7–79.6	147	0.88	18
SDG 17: Partnerships for the Goals	63	92.1	2,158	-	-

THE Impact Rankings - SDG Rankings Overview - Metric Rankings Percentile

THE Impact Rankings 2024 · Entity: Covenant University · Within: All subject areas (THE) · Data source: Scopus, up to 30 Oct 2024

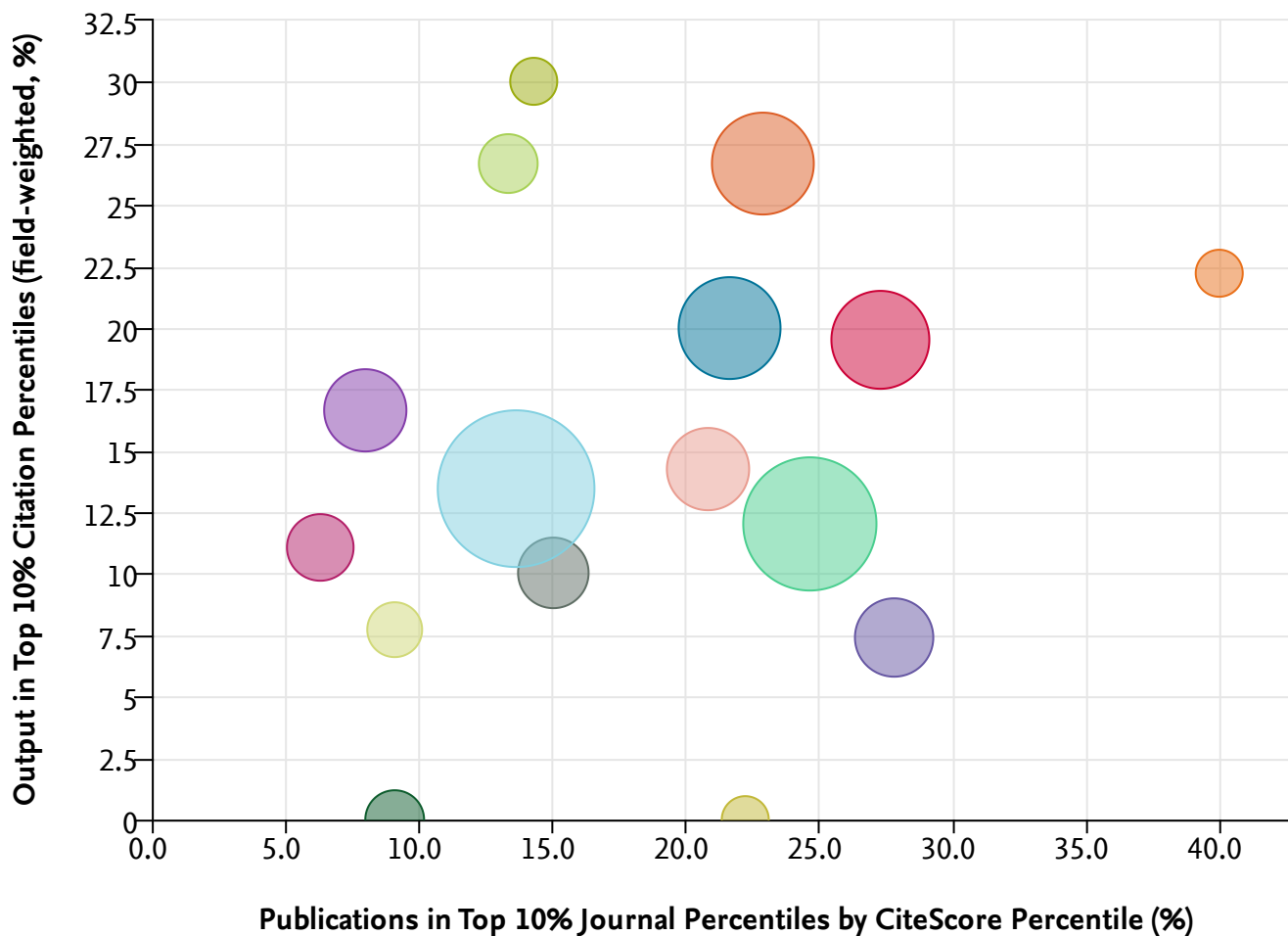
SDG 2024	SDG Rank (THE)	SDG Score (THE)	Scholarly Output (THE)	Field-Weighted Citation Impact - 5 year (THE)	Output in Top 10% Journals (THE)
SDG 1: No Poverty	201–300	57.0–62.3	97th	80th	-
SDG 2: Zero Hunger	201–300	54.4–61.5	85th	73rd	76th
SDG 3: Good Health and Well-being	801–1000	43.1–51.1	68th	-	-
SDG 4: Quality Education	401–600	56.3–62.0	85th	-	85th
SDG 5: Gender Equality	601–800	42.1–48.1	86th	-	84th
SDG 6: Clean Water and Sanitation	301–400	48.4–55.3	80th	49th	68th
SDG 7: Affordable and Clean Energy	101–200	63.4–69.1	88th	57th	73rd
SDG 8: Decent Work and Economic Growth	601–800	43.1–52.7	96th	-	86th
SDG 9: Industry, Innovation and Infrastructure	301–400	57.3–65.1	91st	-	-
SDG 10: Reduced Inequality	601–800	37.0–47.1	90th	73rd	85th

THE Impact Rankings - SDG Rankings Overview - Metric Rankings Percentile

SDG 2024	SDG Rank (THE)	SDG Score (THE)	Scholarly Output (THE)	Field-Weighted Citation Impact - 5 year (THE)	Output in Top 10% Journals (THE)
SDG 11: Sustainable Cities and Communities	401–600	44.9–56.6	84th 	64th 	71st 
SDG 12: Responsible Consumption and Production	201–300	65.6–73.0	95th 	74th 	82nd 
SDG 13: Climate Action	201–300	53.5–60.6	88th 	73rd 	74th 
SDG 14: Life Below Water	201–300	48.3–58.7	76th 	97th 	73rd 
SDG 15: Life on Land	301–400	45.8–55.1	71st 	59th 	57th 
SDG 16: Peace, Justice and Strong Institutions	101–200	72.7–79.6	87th 	51st 	84th 
SDG 17: Partnerships for the Goals	63	92.1	79th 	-	-


Benchmarking the Publications in Top 10% Journal Percentiles by CiteScore Percentile (%), Output in Top 10% Citation Percentiles (field-weighted, %) and Scholarly Output

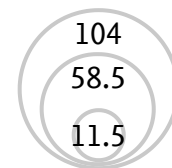
Within: All subject areas (THE) · Year range: 2023 to 2023 · Data source: Scopus, up to 30 Oct 2024




Benchmarking the Publications in Top 10% Journal Percentiles by CiteScore Percentile (%), Output in Top 10% Citation Percentiles (field-weighted, %) and Scholarly Output


- Publications within SDG 10: Reduced Inequality (2023)
- Publications within SDG 11: Sustainable Cities and Communities (2023)
- Publications within SDG 12: Responsible Consumption and Production (2023)
- Publications within SDG 13: Climate Action (2023)
- Publications within SDG 14: Life Below Water (2023)
- Publications within SDG 15: Life on Land (2023)
- Publications within SDG 16: Peace, Justice and Strong Institutions (2023)
- Publications within SDG 1: No Poverty (2023)
- Publications within SDG 2: Zero Hunger (2023)
- Publications within SDG 3: Good Health and Well-being (2023)
- Publications within SDG 4: Quality Education (2023)
- Publications within SDG 5: Gender Equality (2023)
- Publications within SDG 6: Clean Water and Sanitation (2023)
- Publications within SDG 7: Affordable and Clean Energy (2023)
- Publications within SDG 8: Decent Work and Economic Growth (2023)
- Publications within SDG 9: Industry, Innovation and Infrastructure (2023)

y-axis: **Output in Top 10% Citation Percentiles (field-weighted, %)  (In top 10% of World, %)**
 Types of publications included: all. Self-citations included: yes. Field-weighted: yes



Scholarly Output

x-axis: **Publications in Top 10% Journal Percentiles by CiteScore Percentile (%)  (In top 10% of Scopus Sources, %)**
 CiteScore Percentile (from 2011 onwards)
 Types of publications included: all.
 The percentage of the Publications in Top Journal Percentiles is calculated using only the publications that have a CiteScore Percentile, SNIP, or SJR value.

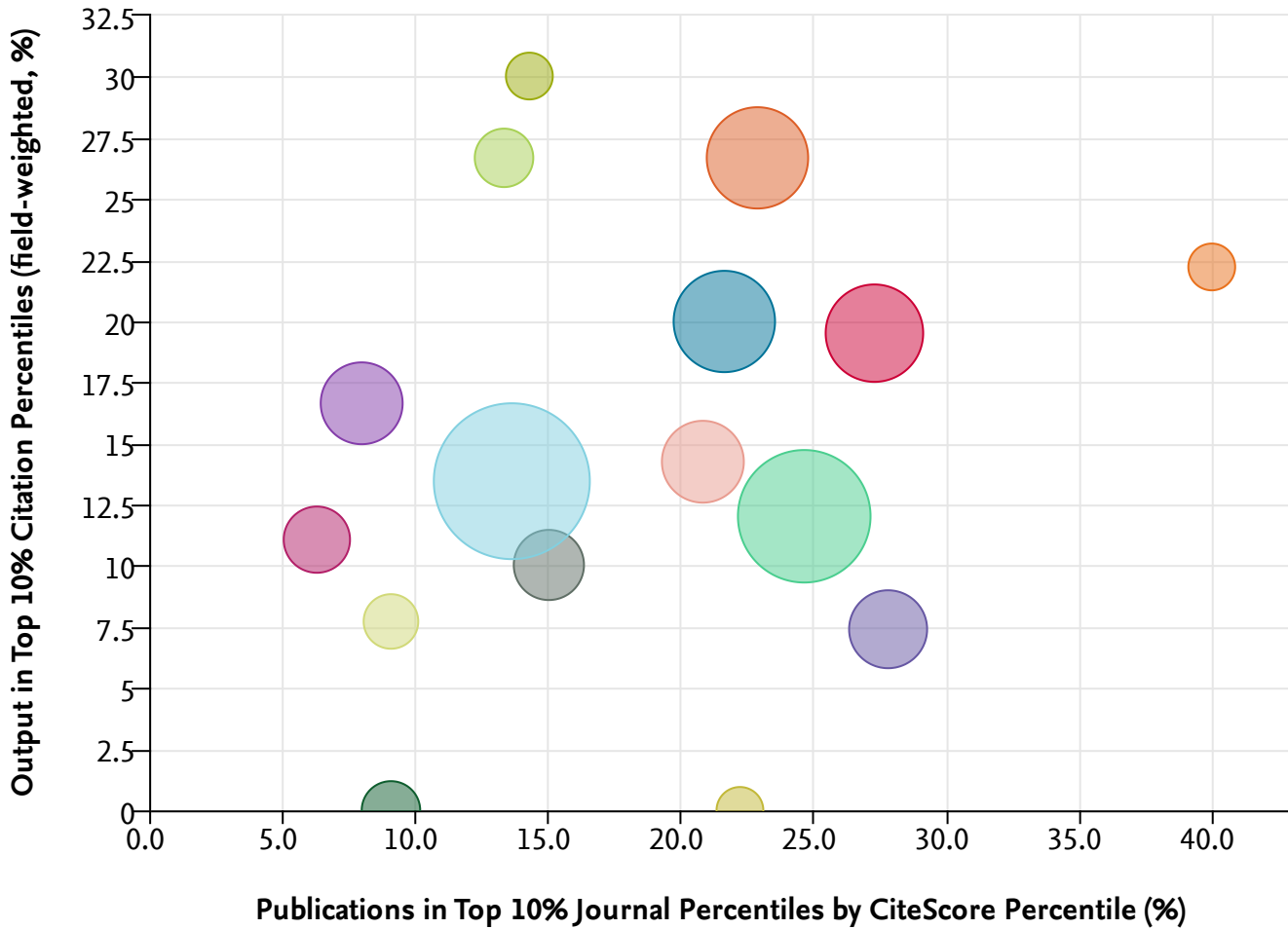
Bubble size: **Scholarly Output **
 Types of publications included: all.
 Authorship type:

Covenant University 2024 - Part 3: SDGs 4/4

2023 - 2023 ▾ ▲

Benchmarking the Publications in Top 10% Journal Percentiles by CiteScore Percentile (%), Output in Top 10% Citation Percentiles (field-weighted, %) and Scholarly Output

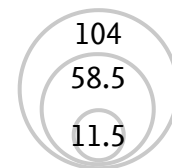
Within: All subject areas (THE) · Year range: 2023 to 2023 · Data source: Scopus, up to 30 Oct 2024



Benchmarking the Publications in Top 10% Journal Percentiles by CiteScore Percentile (%), Output in Top 10% Citation Percentiles (field-weighted, %) and Scholarly Output

- Publications within SDG 10: Reduced Inequality (2023)
- Publications within SDG 11: Sustainable Cities and Communities (2023)
- Publications within SDG 12: Responsible Consumption and Production (2023)
- Publications within SDG 13: Climate Action (2023)
- Publications within SDG 14: Life Below Water (2023)
- Publications within SDG 15: Life on Land (2023)
- Publications within SDG 16: Peace, Justice and Strong Institutions (2023)
- Publications within SDG 1: No Poverty (2023)
- Publications within SDG 2: Zero Hunger (2023)
- Publications within SDG 3: Good Health and Well-being (2023)
- Publications within SDG 4: Quality Education (2023)
- Publications within SDG 5: Gender Equality (2023)
- Publications within SDG 6: Clean Water and Sanitation (2023)
- Publications within SDG 7: Affordable and Clean Energy (2023)
- Publications within SDG 8: Decent Work and Economic Growth (2023)
- Publications within SDG 9: Industry, Innovation and Infrastructure (2023)

↓^y y-axis: **Output in Top 10% Citation Percentiles (field-weighted, %) 🌐 (In top 10% of World, %)**
 Types of publications included: all. Self-citations included: yes. Field-weighted: yes



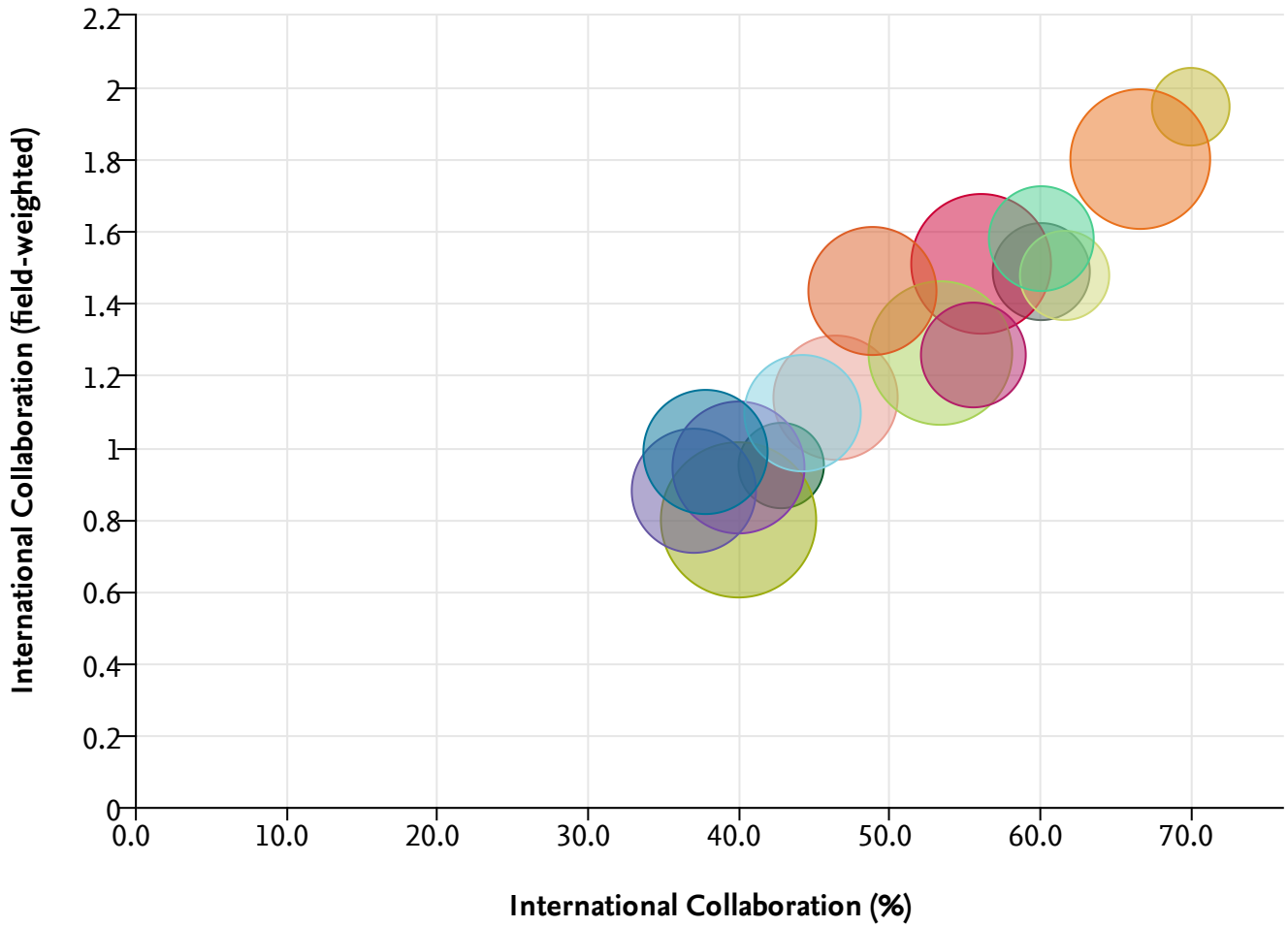
Scholarly Output

↓^x x-axis: **Publications in Top 10% Journal Percentiles by CiteScore Percentile (%) 🌐 (In top 10% of Scopus Sources, %)**
 CiteScore Percentile (from 2011 onwards)
 Types of publications included: all.
 The percentage of the Publications in Top Journal Percentiles is calculated using only the publications that have a CiteScore Percentile, SNIP, or SJR value.

○ Bubble size: **Scholarly Output 🌐**
 Types of publications included: all.
 Authorship type:


SDGs in 2023: Benchmarking the International Collaboration (%), International Collaboration (field-weighted) and Field-Weighted Citation Impact

Within: All subject areas (THE) · Year range: 2023 to 2023 · Data source: Scopus, up to 30 Oct 2024




SDGs in 2023: Benchmarking the International Collaboration (%), International Collaboration (field-weighted) and Field-Weighted Citation Impact


- Publications within SDG 10: Reduced Inequality (2023)
- Publications within SDG 11: Sustainable Cities and Communities (2023)
- Publications within SDG 12: Responsible Consumption and Production (2023)
- Publications within SDG 13: Climate Action (2023)
- Publications within SDG 14: Life Below Water (2023)
- Publications within SDG 15: Life on Land (2023)
- Publications within SDG 16: Peace, Justice and Strong Institutions (2023)
- Publications within SDG 1: No Poverty (2023)
- Publications within SDG 2: Zero Hunger (2023)
- Publications within SDG 3: Good Health and Well-being (2023)
- Publications within SDG 4: Quality Education (2023)
- Publications within SDG 5: Gender Equality (2023)
- Publications within SDG 6: Clean Water and Sanitation (2023)
- Publications within SDG 7: Affordable and Clean Energy (2023)
- Publications within SDG 8: Decent Work and Economic Growth (2023)
- Publications within SDG 9: Industry, Innovation and Infrastructure (2023)

$\downarrow y$ y-axis: **Geographical Collaboration  (International)**
Types of publications included: all. Field-weighted: yes



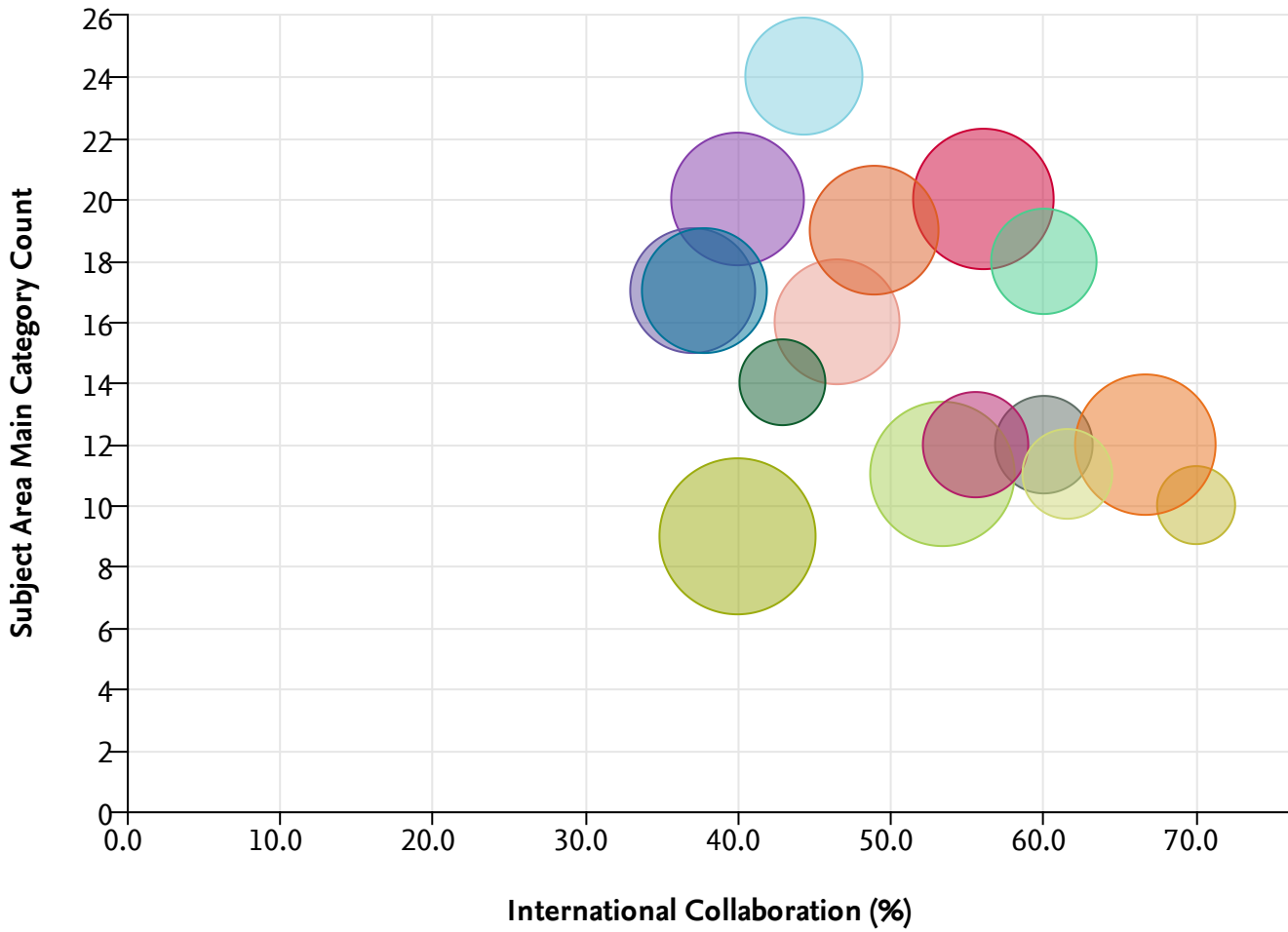
$\downarrow x$ x-axis: **Geographical Collaboration  (International, %)**
Types of publications included: all. Field-weighted: no

Field-Weighted Citation Impact

\circ Bubble size: **Field-Weighted Citation Impact **
Types of publications included: all. Self-citations included: yes.
Authorship type:

SDGs in 2023: Benchmarking the International Collaboration (%), Subject Area Count and Field-Weighted Citation Impact


Within: All subject areas (THE) · Year range: 2023 to 2023 · Data source: Scopus, up to 30 Oct 2024




SDGs in 2023: Benchmarking the International Collaboration (%), Subject Area Count and Field-Weighted Citation Impact

- Publications within SDG 10: Reduced Inequality (2023)
- Publications within SDG 11: Sustainable Cities and Communities (2023)
- Publications within SDG 12: Responsible Consumption and Production (2023)
- Publications within SDG 13: Climate Action (2023)
- Publications within SDG 14: Life Below Water (2023)
- Publications within SDG 15: Life on Land (2023)
- Publications within SDG 16: Peace, Justice and Strong Institutions (2023)
- Publications within SDG 1: No Poverty (2023)
- Publications within SDG 2: Zero Hunger (2023)
- Publications within SDG 3: Good Health and Well-being (2023)
- Publications within SDG 4: Quality Education (2023)
- Publications within SDG 5: Gender Equality (2023)
- Publications within SDG 6: Clean Water and Sanitation (2023)
- Publications within SDG 7: Affordable and Clean Energy (2023)
- Publications within SDG 8: Decent Work and Economic Growth (2023)
- Publications within SDG 9: Industry, Innovation and Infrastructure (2023)

y y-axis: **Subject Area Count**
 Scopus Subject classification. Count: Main categories. Types of publications included: all.

x x-axis: **Geographical Collaboration  (International, %)**
 Types of publications included: all. Field-weighted: no

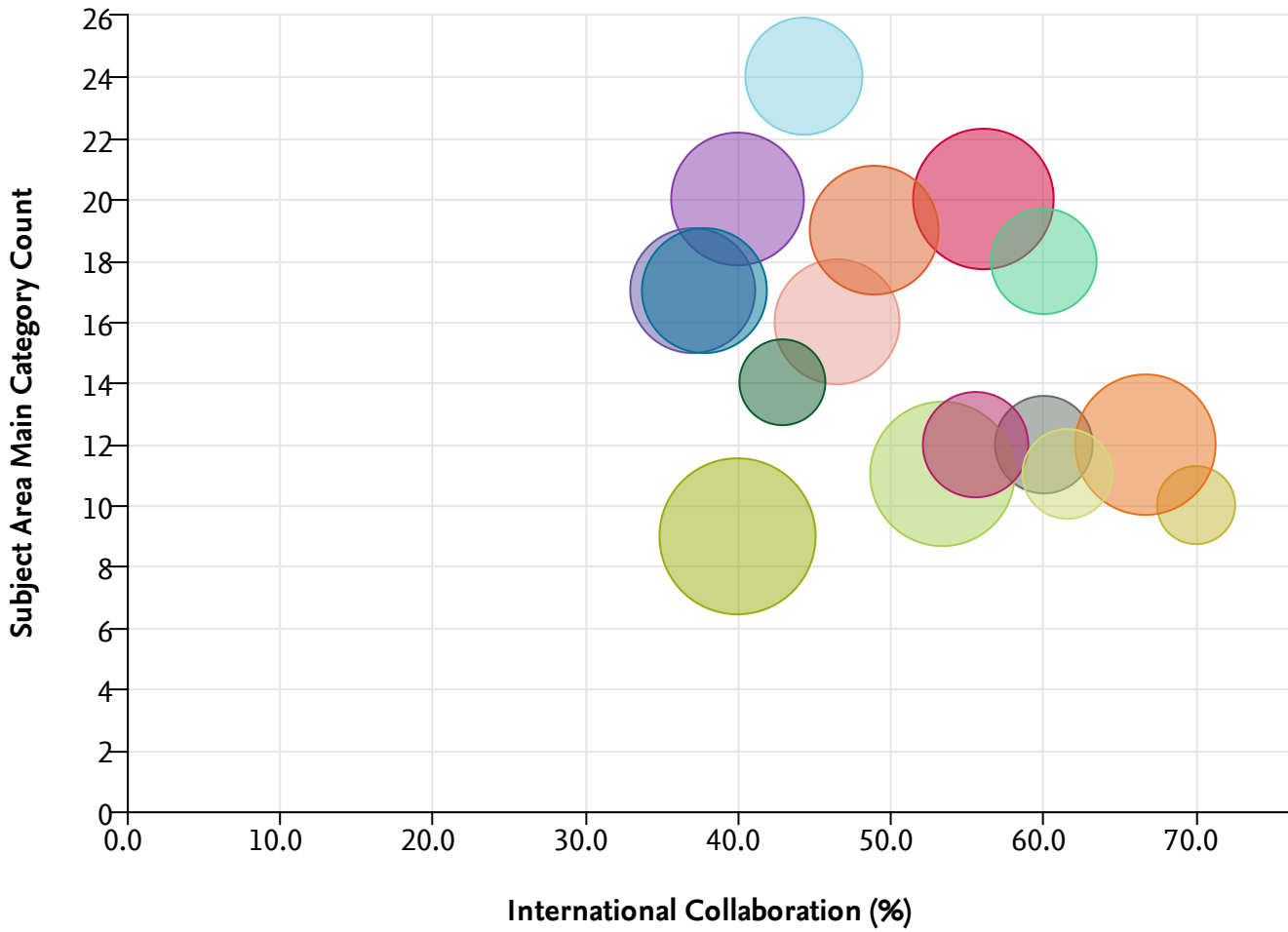
o Bubble size: **Field-Weighted Citation Impact **
 Types of publications included: all. Self-citations included: yes.
 Authorship type:



Field-Weighted Citation Impact

SDGs in 2023: Benchmarking the International Collaboration (%), Subject Area Count and Field-Weighted Citation Impact


Within: All subject areas (THE) · Year range: 2023 to 2023 · Data source: Scopus, up to 30 Oct 2024




SDGs in 2023: Benchmarking the International Collaboration (%), Subject Area Count and Field-Weighted Citation Impact

- Publications within SDG 10: Reduced Inequality (2023)
- Publications within SDG 11: Sustainable Cities and Communities (2023)
- Publications within SDG 12: Responsible Consumption and Production (2023)
- Publications within SDG 13: Climate Action (2023)
- Publications within SDG 14: Life Below Water (2023)
- Publications within SDG 15: Life on Land (2023)
- Publications within SDG 16: Peace, Justice and Strong Institutions (2023)
- Publications within SDG 1: No Poverty (2023)
- Publications within SDG 2: Zero Hunger (2023)
- Publications within SDG 3: Good Health and Well-being (2023)
- Publications within SDG 4: Quality Education (2023)
- Publications within SDG 5: Gender Equality (2023)
- Publications within SDG 6: Clean Water and Sanitation (2023)
- Publications within SDG 7: Affordable and Clean Energy (2023)
- Publications within SDG 8: Decent Work and Economic Growth (2023)
- Publications within SDG 9: Industry, Innovation and Infrastructure (2023)

y y-axis: **Subject Area Count**
 Scopus Subject classification. Count: Main categories. Types of publications included: all.

x x-axis: **Geographical Collaboration  (International, %)**
 Types of publications included: all. Field-weighted: no

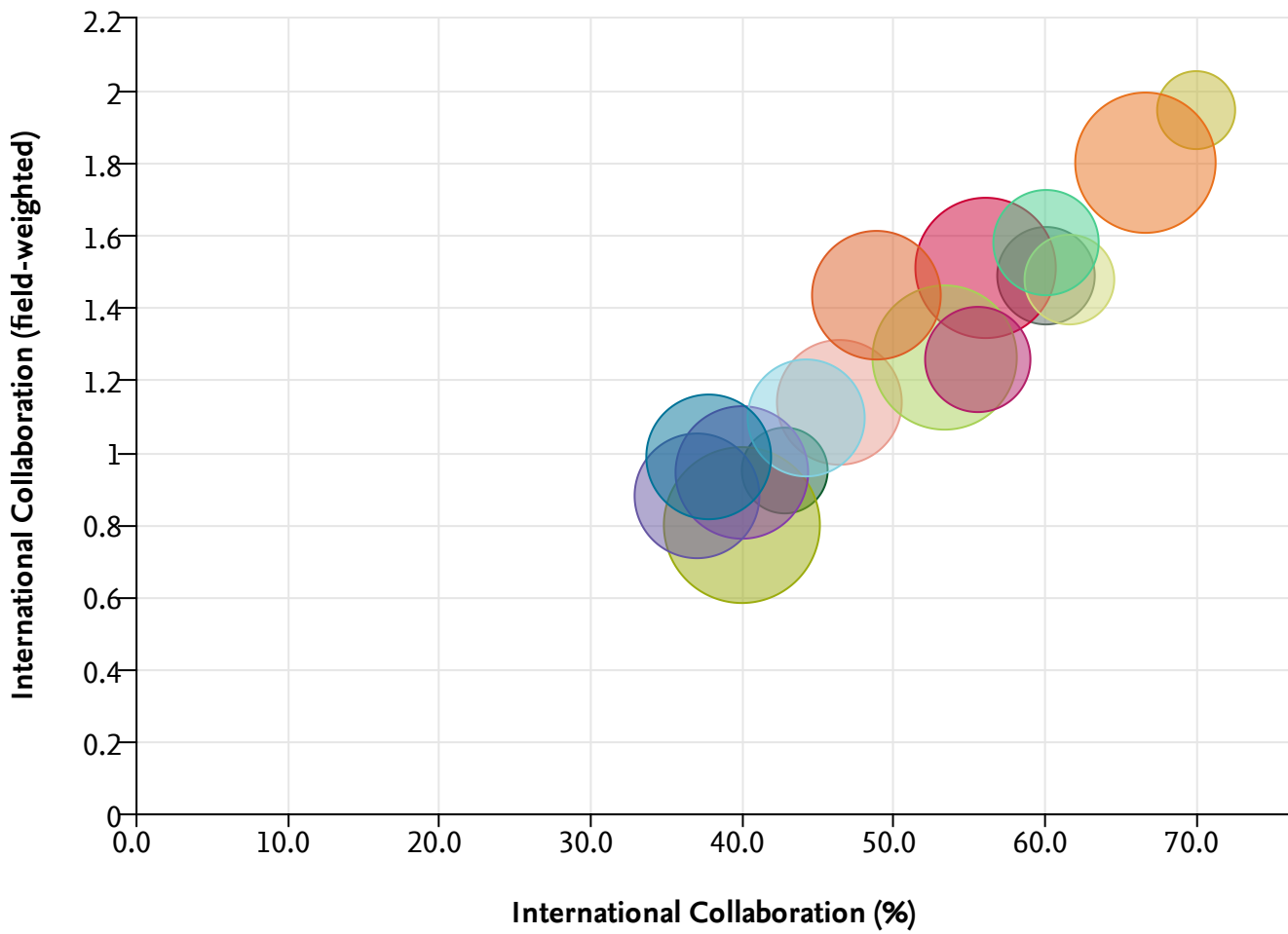
o Bubble size: **Field-Weighted Citation Impact **
 Types of publications included: all. Self-citations included: yes.
 Authorship type:



Field-Weighted Citation Impact


SDGs in 2023: Benchmarking the International Collaboration (%), International Collaboration (field-weighted) and Field-Weighted Citation Impact


Within: All subject areas (THE) · Year range: 2023 to 2023 · Data source: Scopus, up to 30 Oct 2024




SDGs in 2023: Benchmarking the International Collaboration (%), International Collaboration (field-weighted) and Field-Weighted Citation Impact

- Publications within SDG 10: Reduced Inequality (2023)
- Publications within SDG 11: Sustainable Cities and Communities (2023)
- Publications within SDG 12: Responsible Consumption and Production (2023)
- Publications within SDG 13: Climate Action (2023)
- Publications within SDG 14: Life Below Water (2023)
- Publications within SDG 15: Life on Land (2023)
- Publications within SDG 16: Peace, Justice and Strong Institutions (2023)
- Publications within SDG 1: No Poverty (2023)
- Publications within SDG 2: Zero Hunger (2023)
- Publications within SDG 3: Good Health and Well-being (2023)
- Publications within SDG 4: Quality Education (2023)
- Publications within SDG 5: Gender Equality (2023)
- Publications within SDG 6: Clean Water and Sanitation (2023)
- Publications within SDG 7: Affordable and Clean Energy (2023)
- Publications within SDG 8: Decent Work and Economic Growth (2023)
- Publications within SDG 9: Industry, Innovation and Infrastructure (2023)

$\downarrow y$ y-axis: **Geographical Collaboration  (International)**
Types of publications included: all. Field-weighted: yes

$\downarrow x$ x-axis: **Geographical Collaboration  (International, %)**
Types of publications included: all. Field-weighted: no

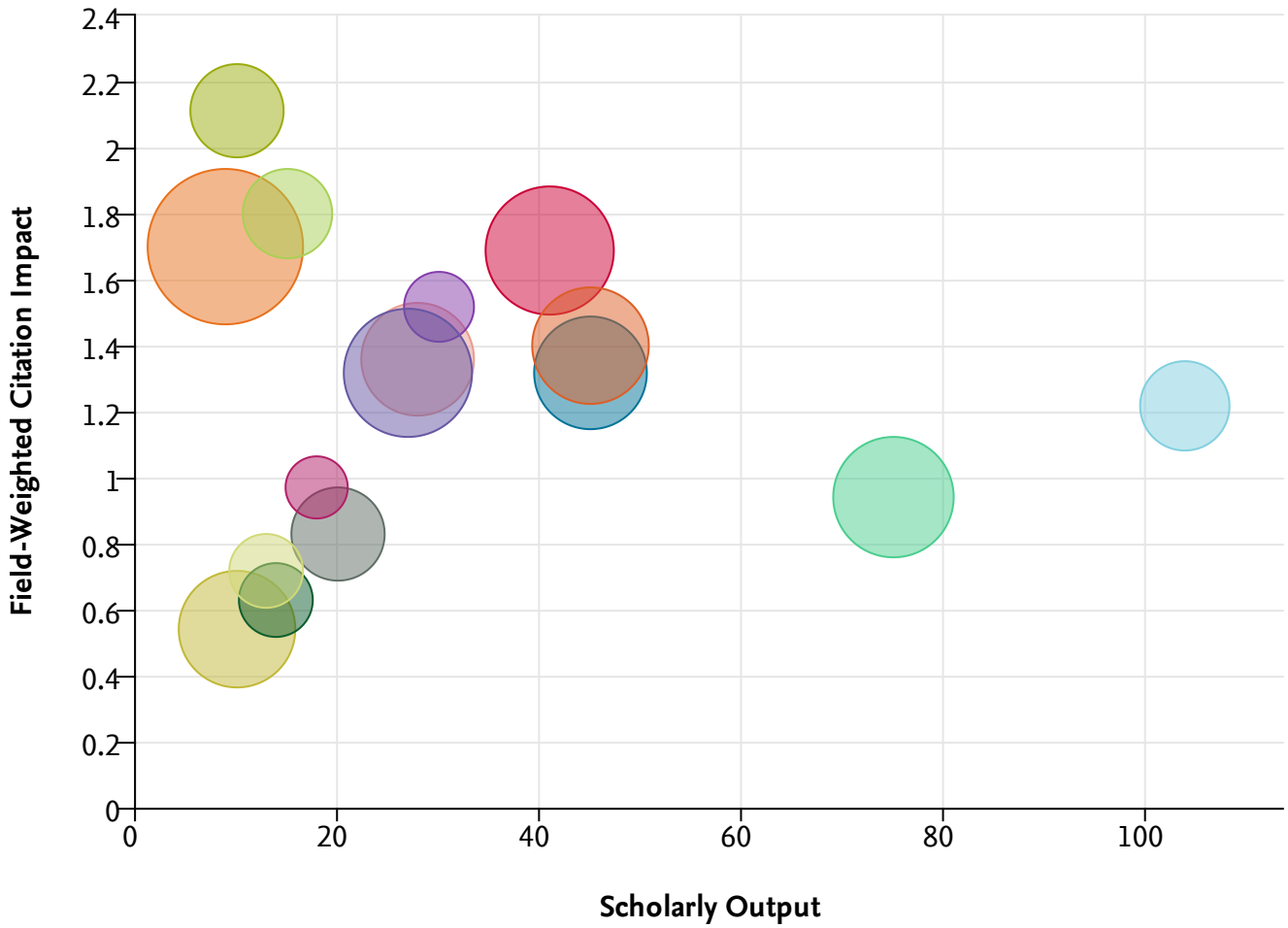
\circ Bubble size: **Field-Weighted Citation Impact **
Types of publications included: all. Self-citations included: yes.
Authorship type:



Field-Weighted Citation Impact


SDGs in 2023: Benchmarking the Scholarly Output, Field-Weighted Citation Impact and Publications in Top 10% Journal Percentiles by CiteScore Percentile (%)


Within: All subject areas (THE) · Year range: 2023 to 2023 · Data source: Scopus, up to 30 Oct 2024




SDGs in 2023: Benchmarking the Scholarly Output, Field-Weighted Citation Impact and Publications in Top 10% Journal Percentiles by CiteScore Percentile (%)

- Publications within SDG 10: Reduced Inequality (2023)
- Publications within SDG 11: Sustainable Cities and Communities (2023)
- Publications within SDG 12: Responsible Consumption and Production (2023)
- Publications within SDG 13: Climate Action (2023)
- Publications within SDG 14: Life Below Water (2023)
- Publications within SDG 15: Life on Land (2023)
- Publications within SDG 16: Peace, Justice and Strong Institutions (2023)
- Publications within SDG 1: No Poverty (2023)
- Publications within SDG 2: Zero Hunger (2023)
- Publications within SDG 3: Good Health and Well-being (2023)
- Publications within SDG 4: Quality Education (2023)
- Publications within SDG 5: Gender Equality (2023)
- Publications within SDG 6: Clean Water and Sanitation (2023)
- Publications within SDG 7: Affordable and Clean Energy (2023)
- Publications within SDG 8: Decent Work and Economic Growth (2023)
- Publications within SDG 9: Industry, Innovation and Infrastructure (2023)

y-axis: **Field-Weighted Citation Impact** 
 Types of publications included: all. Self-citations included: yes.
 Authorship type:

x-axis: **Scholarly Output** 
 Types of publications included: all.
 Authorship type:

Bubble size: **Publications in Top 10% Journal Percentiles by CiteScore Percentile (%)**  (In top 10% of Scopus Sources, %)
 CiteScore Percentile (from 2011 onwards)
 Types of publications included: all.
 The percentage of the Publications in Top Journal Percentiles is calculated using only the publications that have a CiteScore Percentile, SNIP, or SJR value.



Publications in Top 10% Journal Percentiles by CiteScore Percentile (%)

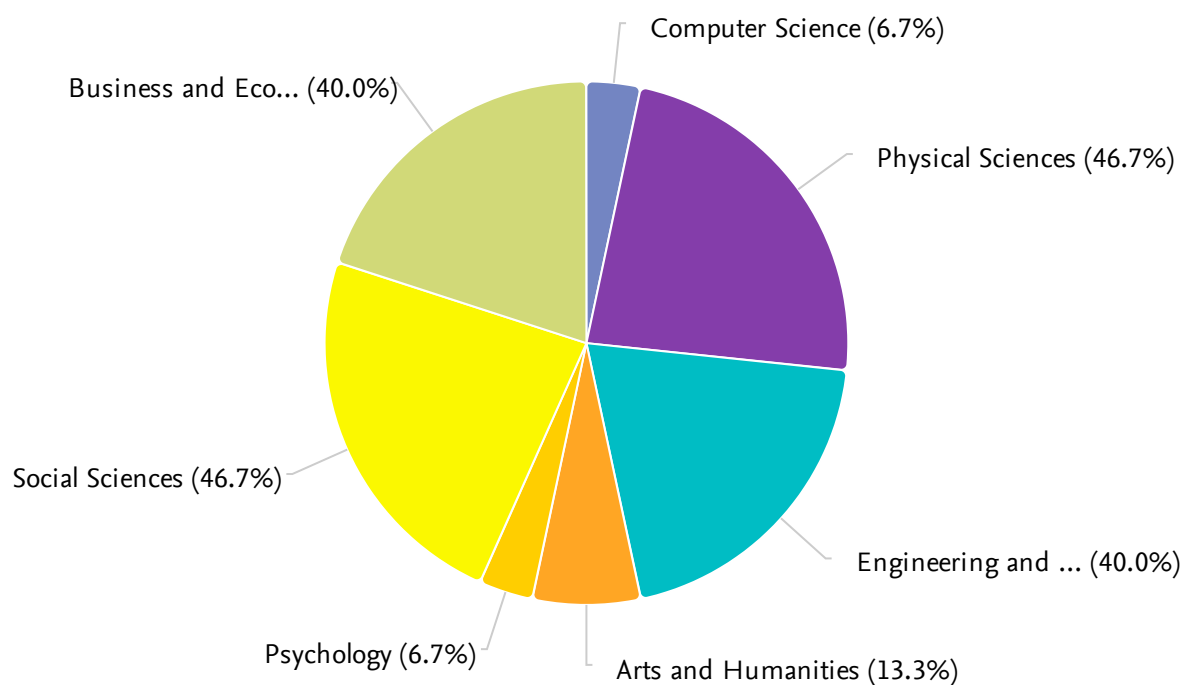
Covenant University 2024 - Part 4: SDGs in 2023

Publications: Subject Areas Breakdown

16 Publication Sets Filter by publication year range:2021 to 2023

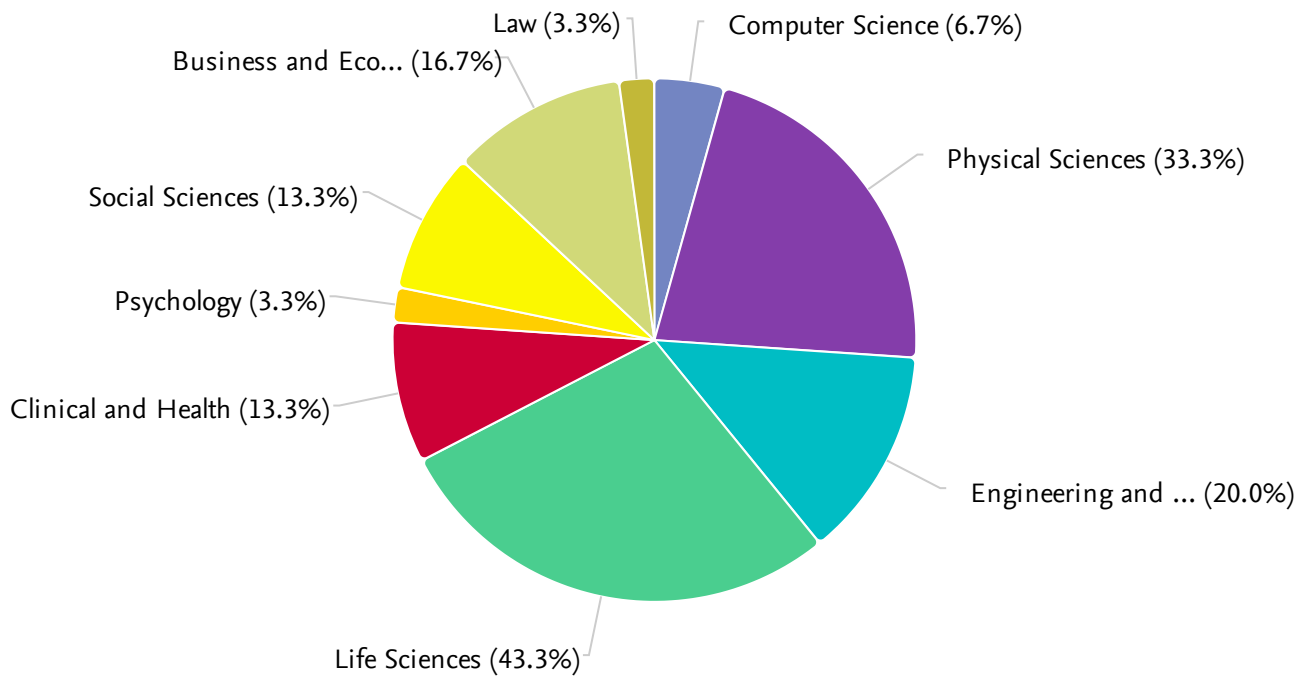
SDG-1 Publication share by Subject Area

Entity: Publications within SDG 1: No Poverty (2023) · Within: All subject areas (THE) · Year range: 2021 to 2023 · Data source: Scopus, up to 30 Oct 2024



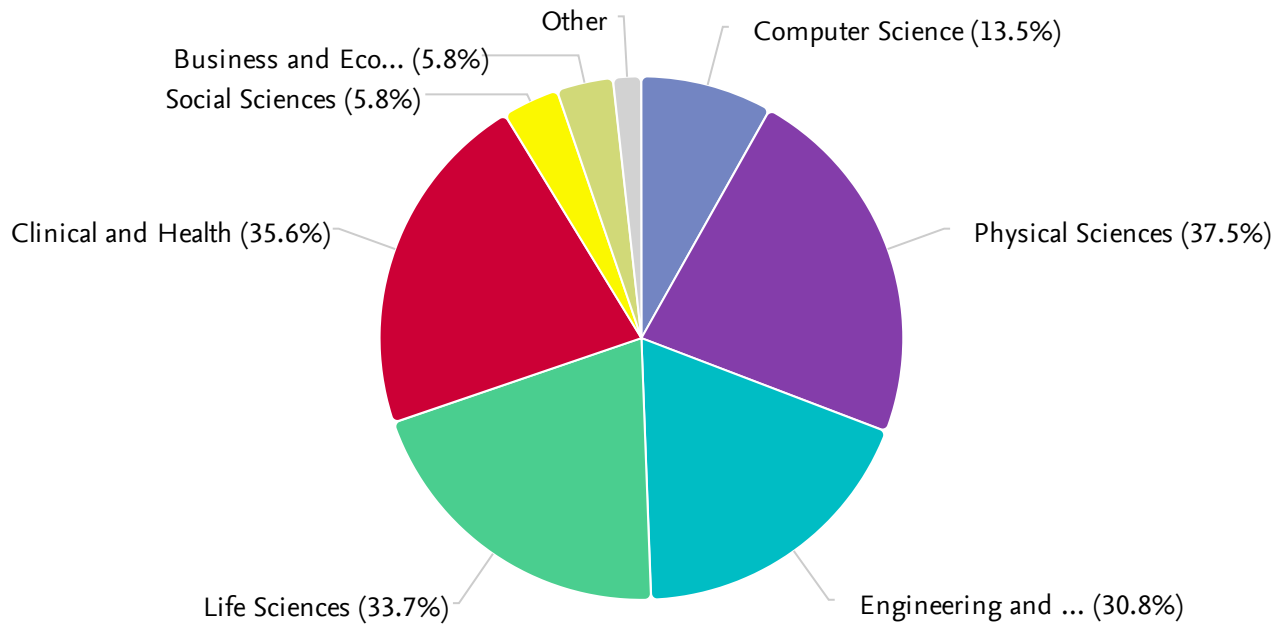
SDG-2 Publication share by Subject Area

Entity: Publications within SDG 2: Zero Hunger (2023) · Within: All subject areas (THE) · Year range: 2021 to 2023 · Data source: Scopus, up to 30 Oct 2024



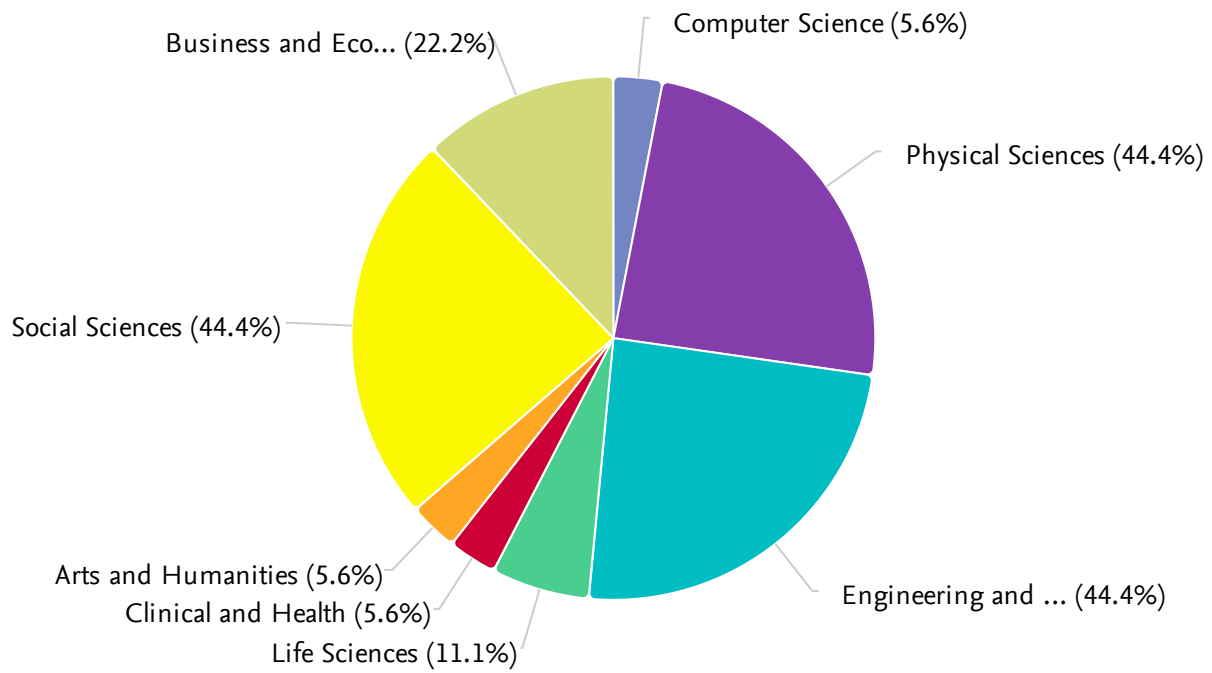
SDG-3: Publication share by Subject Area

Entity: Publications within SDG 3: Good Health and Well-being (2023) · Within: All subject areas (THE) · Year range: 2021 to 2023 · Data source: Scopus, up to 30 Oct 2024



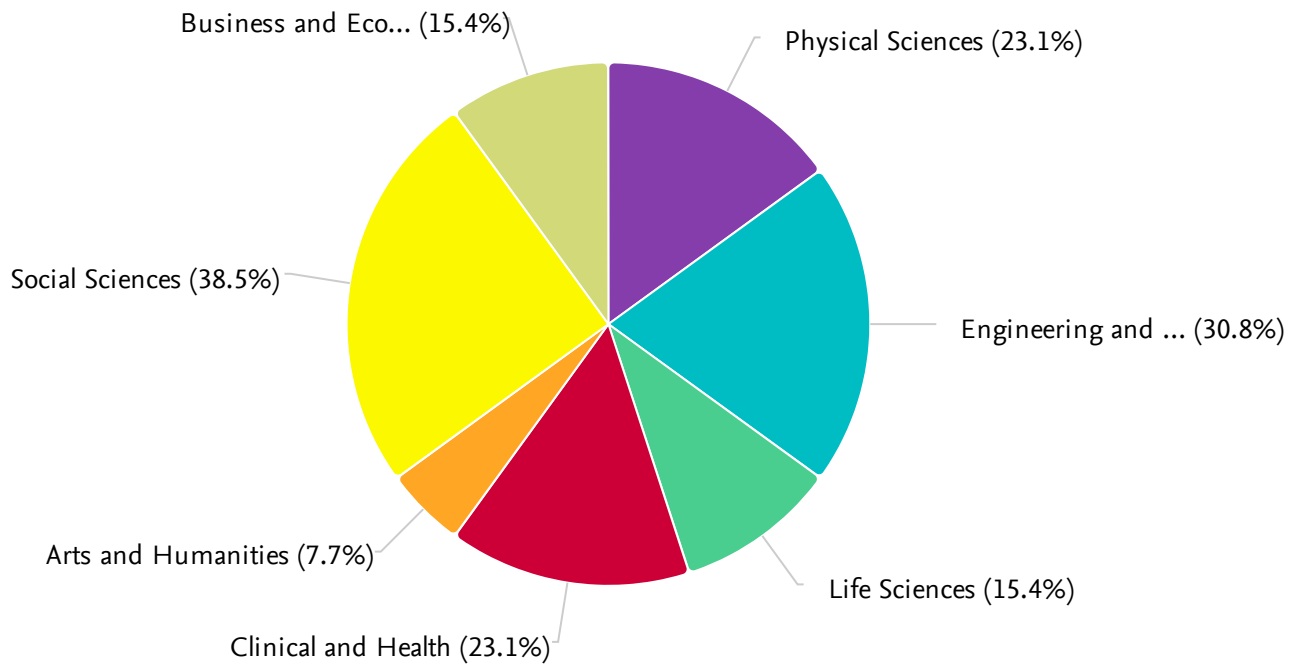
SDG-4 Publication share by Subject Area

Entity: Publications within SDG 4: Quality Education (2023) · Within: All subject areas (THE) · Year range: 2021 to 2023 · Data source: Scopus, up to 30 Oct 2024



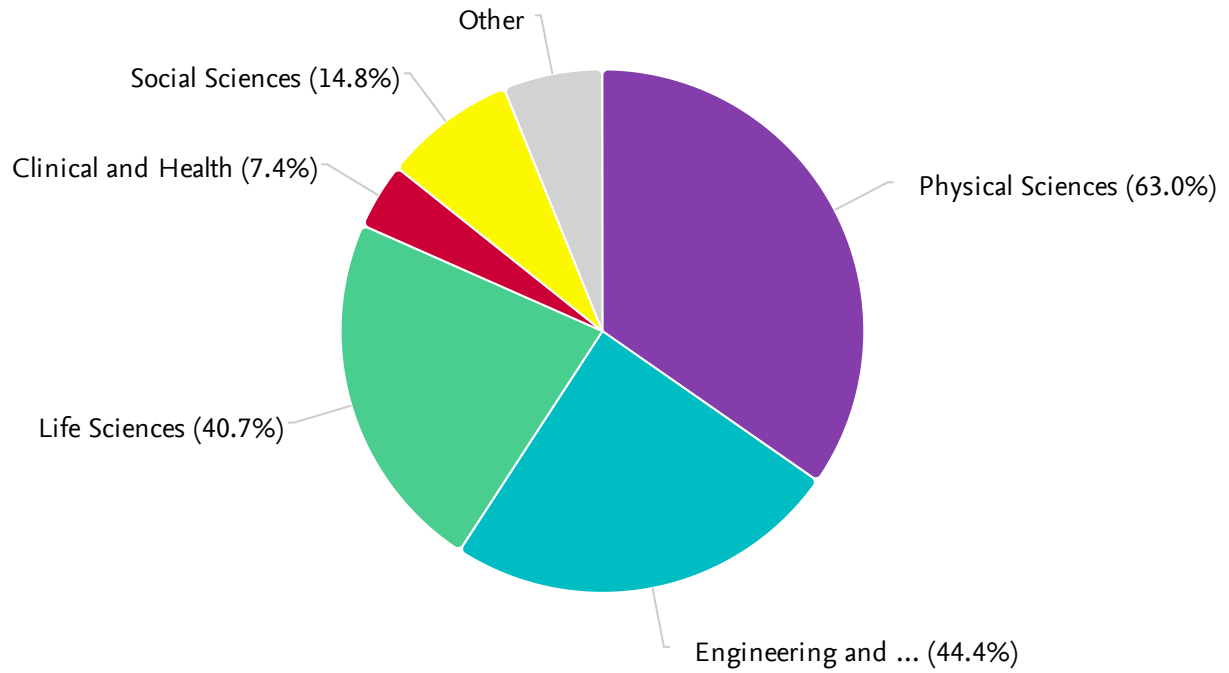
SDG-5 Publication share by Subject Area

Entity: Publications within SDG 5: Gender Equality (2023) · Within: All subject areas (THE) · Year range: 2021 to 2023 · Data source: Scopus, up to 30 Oct 2024



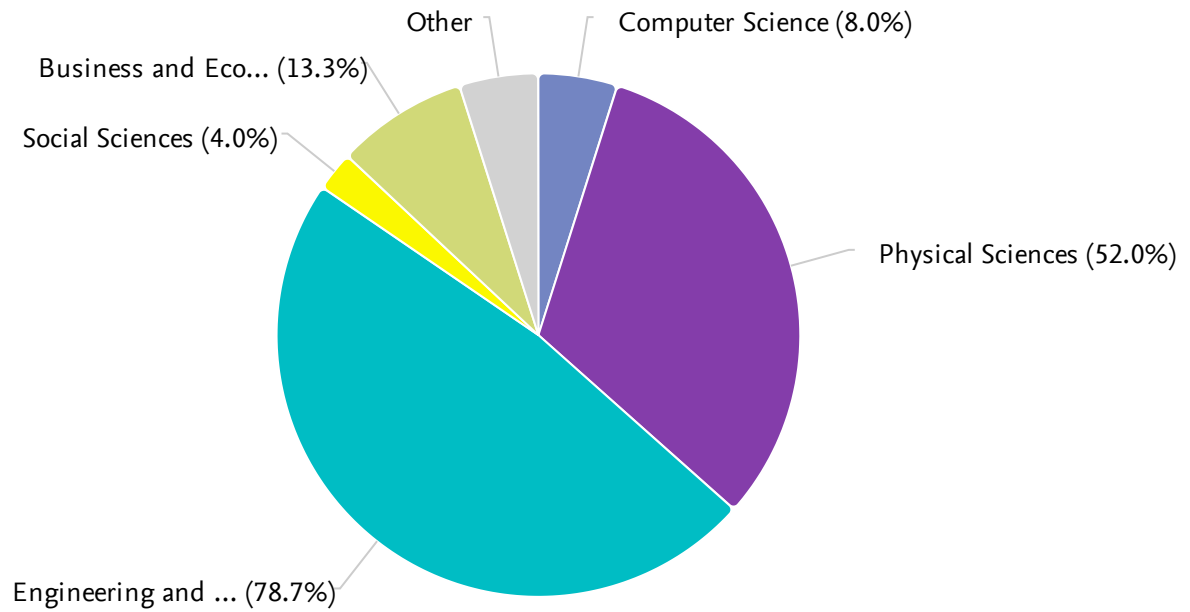
SDG-6 Publication share by Subject Area

Entity: Publications within SDG 6: Clean Water and Sanitation (2023) · Within: All subject areas (THE) · Year range: 2021 to 2023 · Data source: Scopus, up to 30 Oct 2024



SDG-7 Publication share by Subject Area

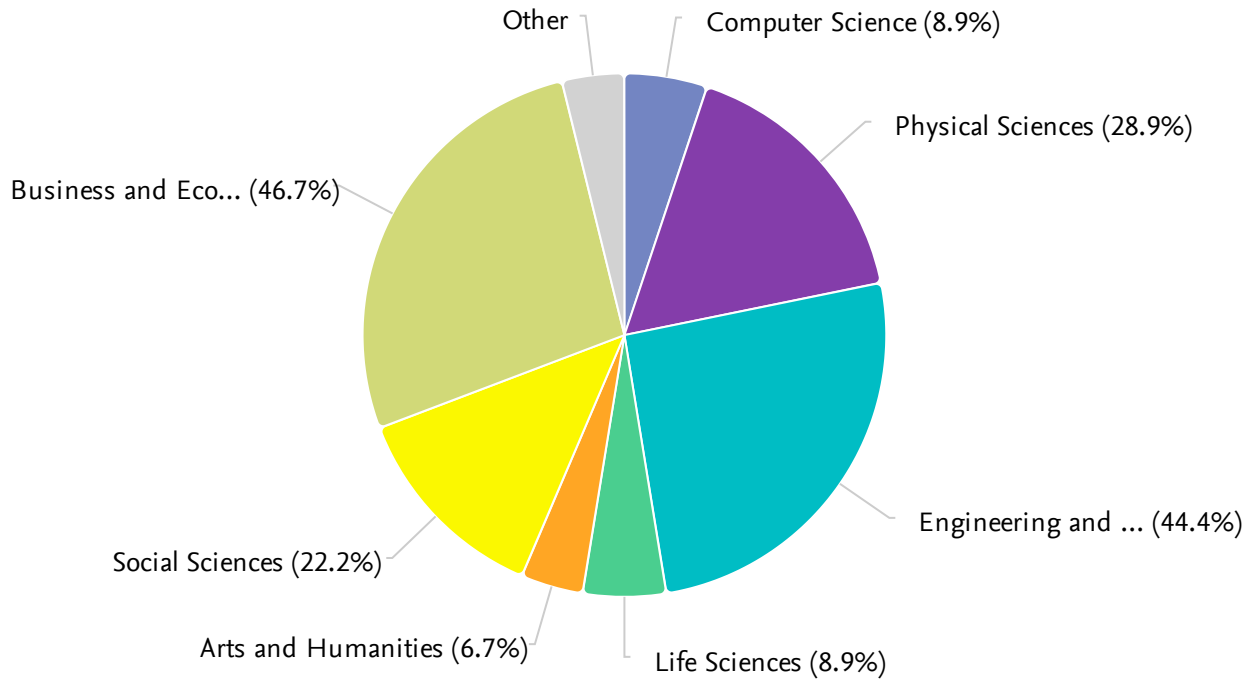
Entity: Publications within SDG 7: Affordable and Clean Energy (2023) · Within: All subject areas (THE) · Year range: 2021 to 2023 · Data source: Scopus, up to 30 Oct 2024



SDG-8 Publication share by Subject Area

Entity: Publications within SDG 8: Decent Work and Economic Growth (2023) · Within: All subject areas (THE) ·

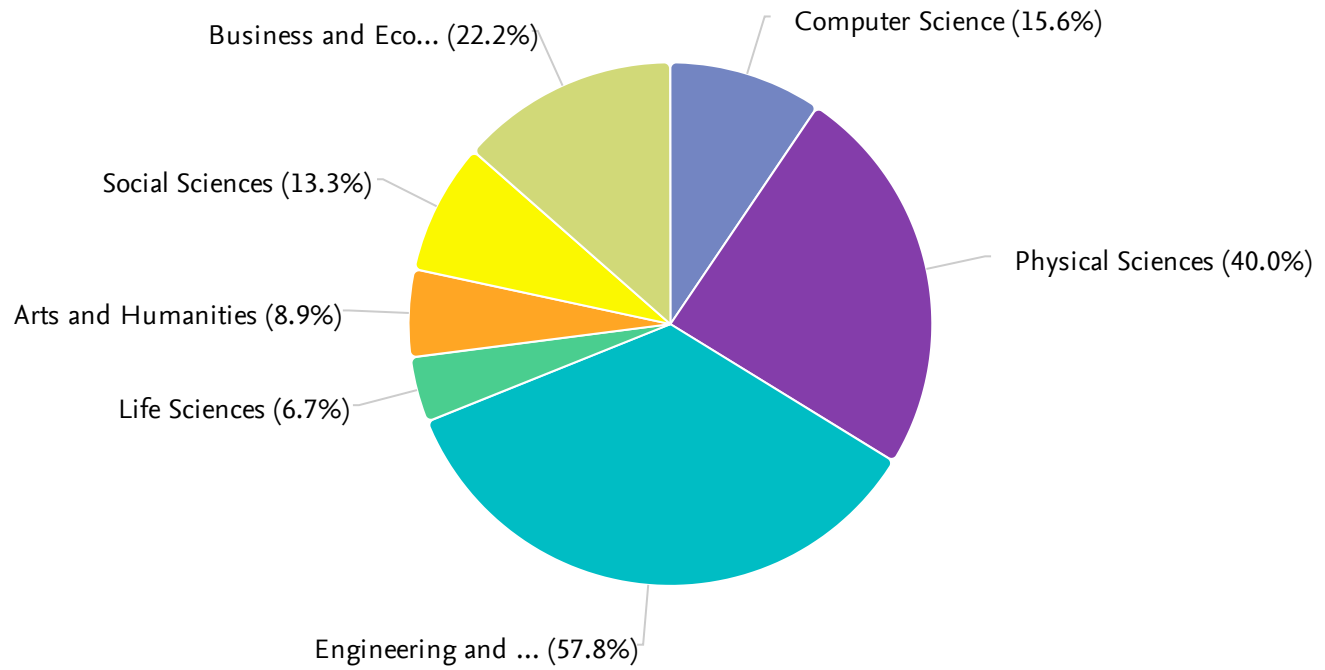
Year range: 2021 to 2023 · Data source: Scopus, up to 30 Oct 2024



SDG-9 Publication share by Subject Area

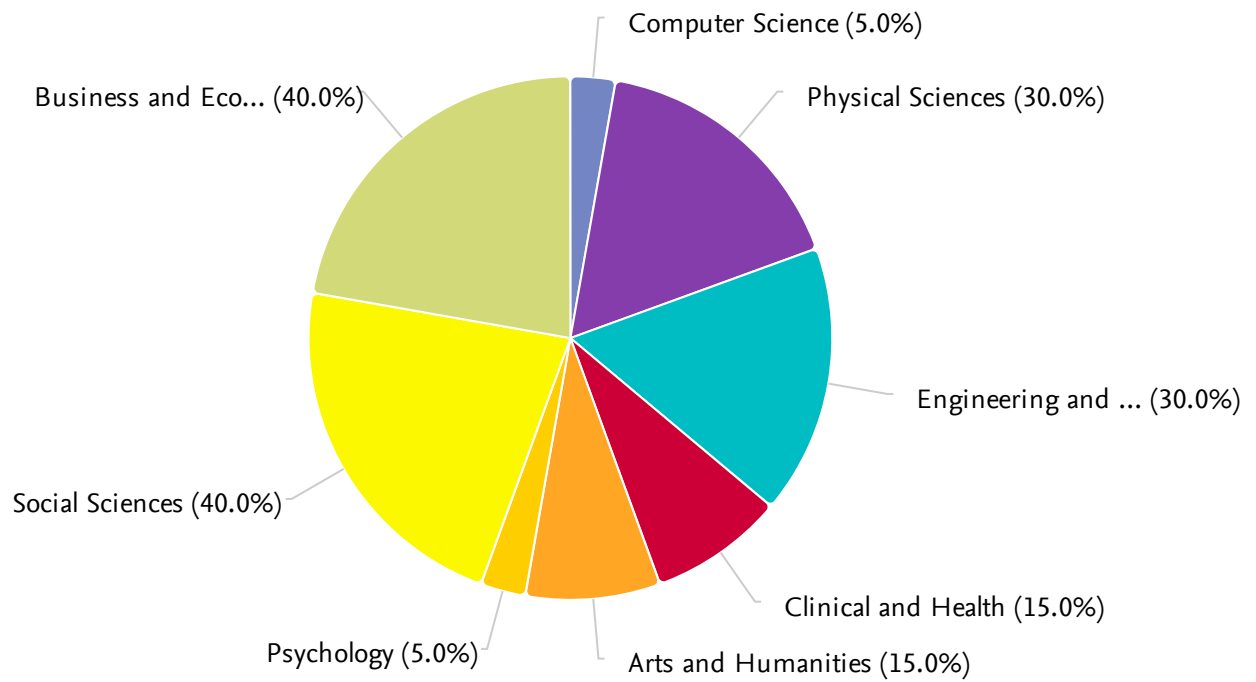
Entity: Publications within SDG 9: Industry, Innovation and Infrastructure (2023) · Within: All subject areas (THE)

· Year range: 2021 to 2023 · Data source: Scopus, up to 30 Oct 2024



SDG-10 Publication share by Subject Area

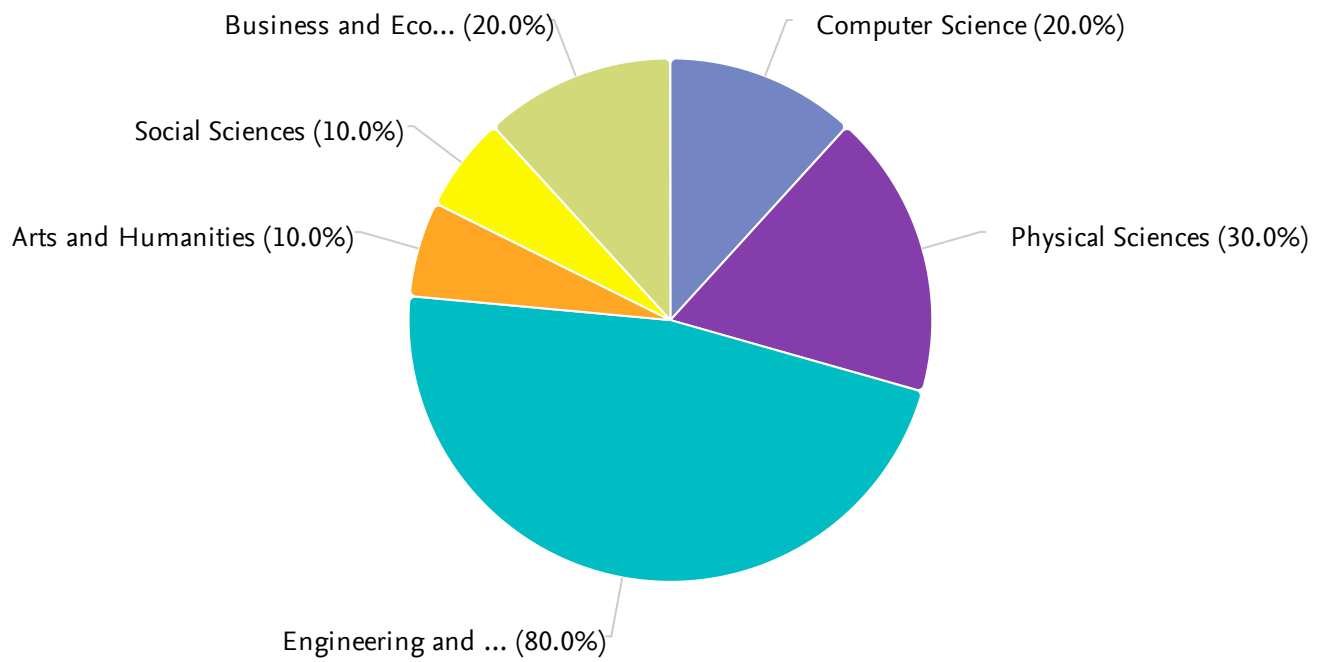
Entity: Publications within SDG 10: Reduced Inequality (2023) · Within: All subject areas (THE) · Year range: 2021 to 2023 · Data source: Scopus, up to 30 Oct 2024



SDG-11 Publication share by Subject Area

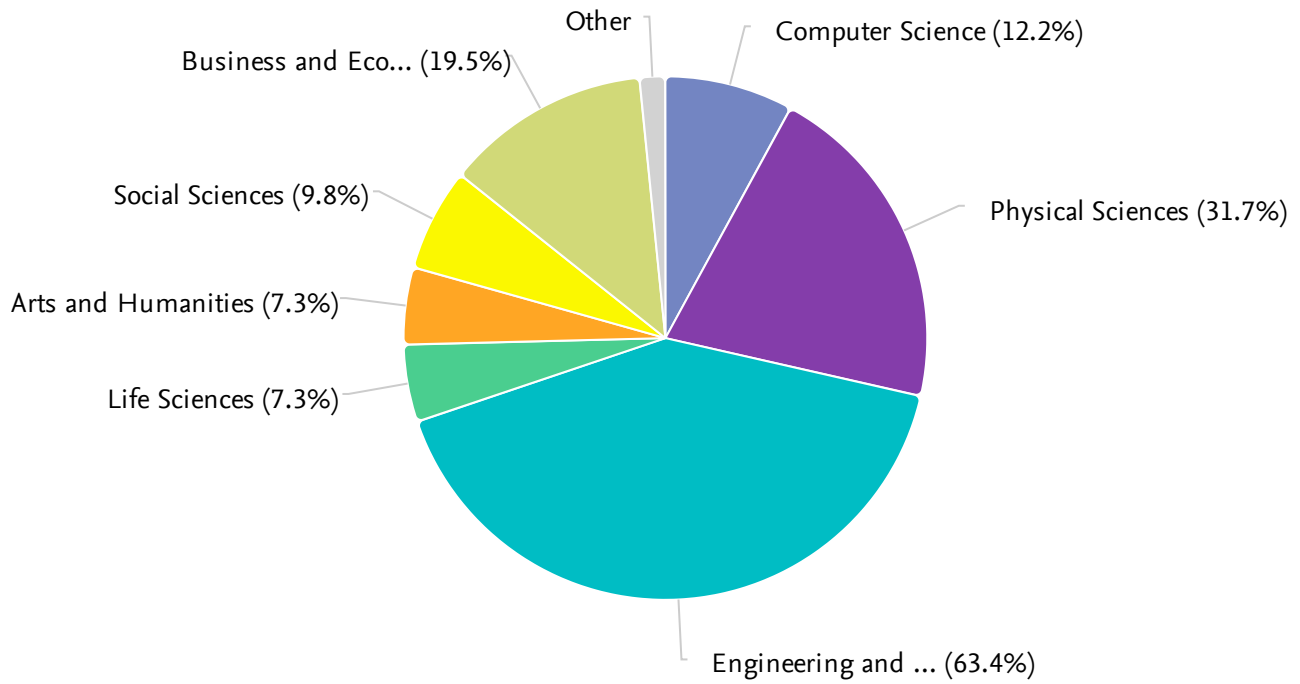
Entity: Publications within SDG 11: Sustainable Cities and Communities (2023) · Within: All subject areas (THE)

· Year range: 2021 to 2023 · Data source: Scopus, up to 30 Oct 2024



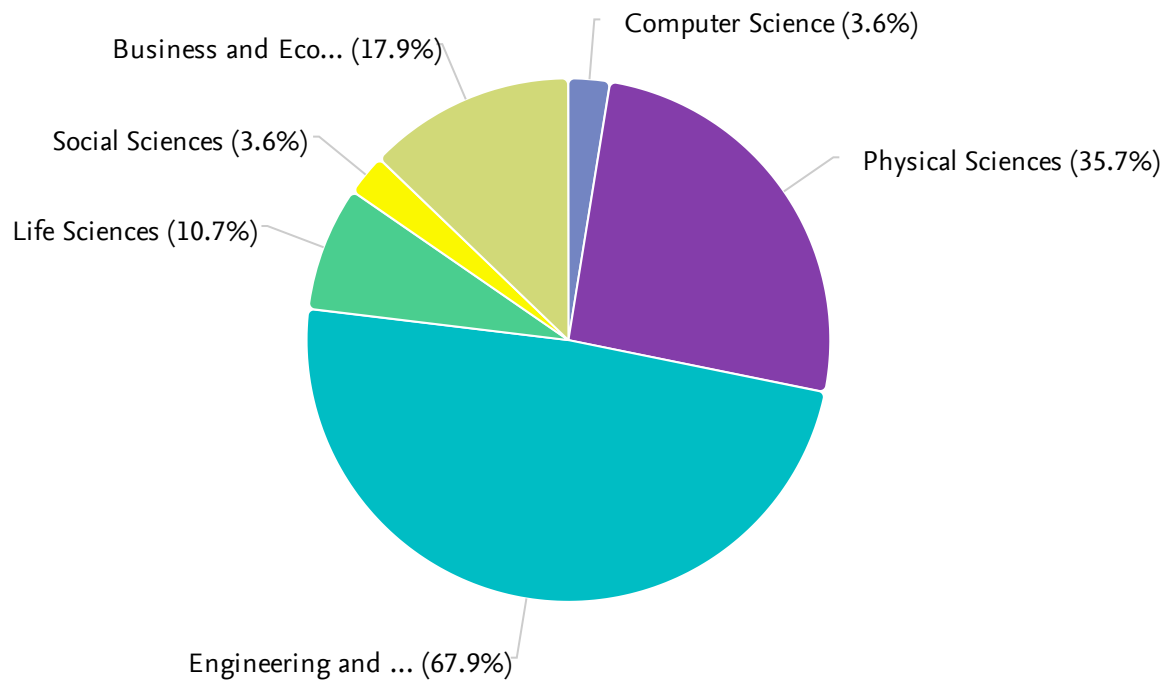
SDG-12 Publication share by Subject Area

Entity: Publications within SDG 12: Responsible Consumption and Production (2023) · Within: All subject areas (THE) · Year range: 2021 to 2023 · Data source: Scopus, up to 30 Oct 2024



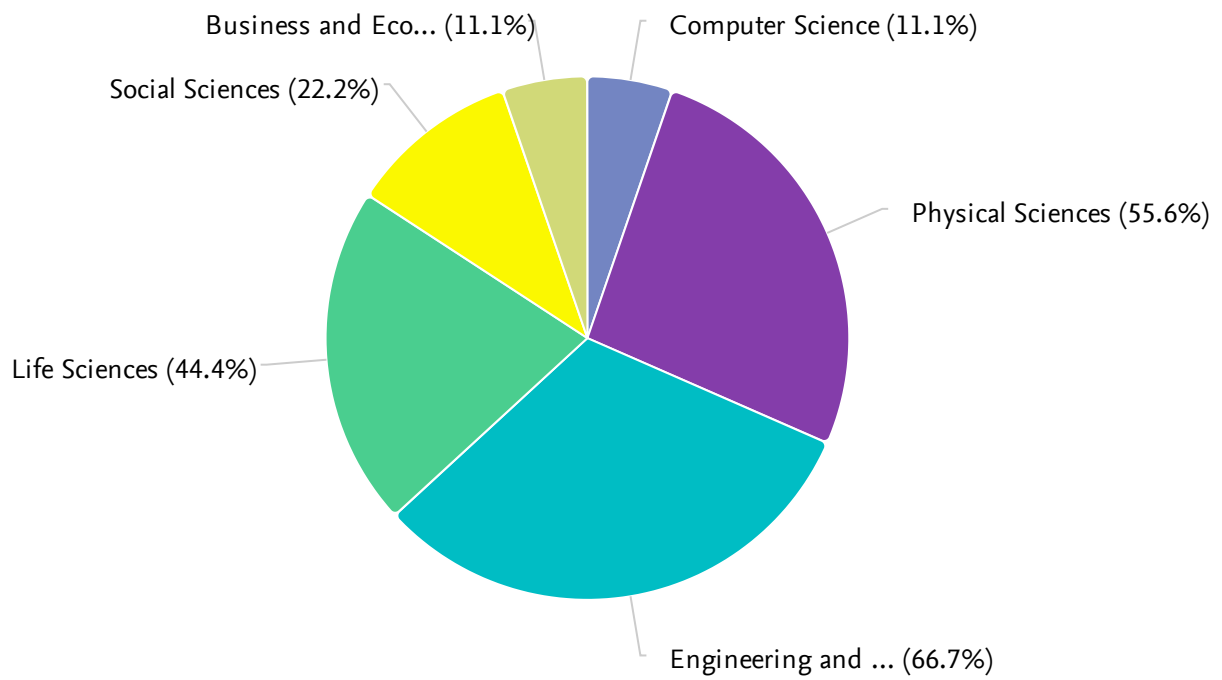
SDG-13 Publication share by Subject Area

Entity: Publications within SDG 13: Climate Action (2023) · Within: All subject areas (THE) · Year range: 2021 to 2023 · Data source: Scopus, up to 30 Oct 2024



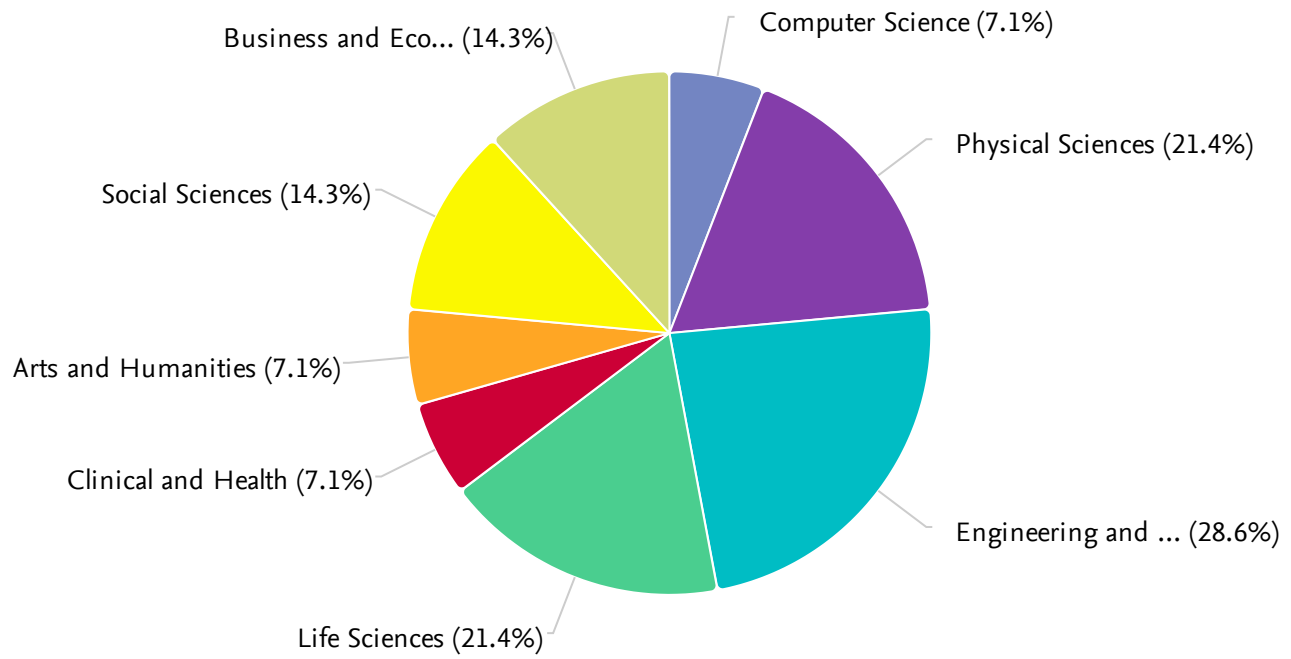
SDG-14 Publication share by Subject Area

Entity: Publications within SDG 14: Life Below Water (2023) · Within: All subject areas (THE) · Year range: 2021 to 2023 · Data source: Scopus, up to 30 Oct 2024



SDG-15 Publication share by Subject Area

Entity: Publications within SDG 15: Life on Land (2023) · Within: All subject areas (THE) · Year range: 2021 to 2023 · Data source: Scopus, up to 30 Oct 2024



SDG-16 Publication share by Subject Area

Entity: Publications within SDG 16: Peace, Justice and Strong Institutions (2023) · Within: All subject areas (THE)

· Year range: 2021 to 2023 · Data source: Scopus, up to 30 Oct 2024

